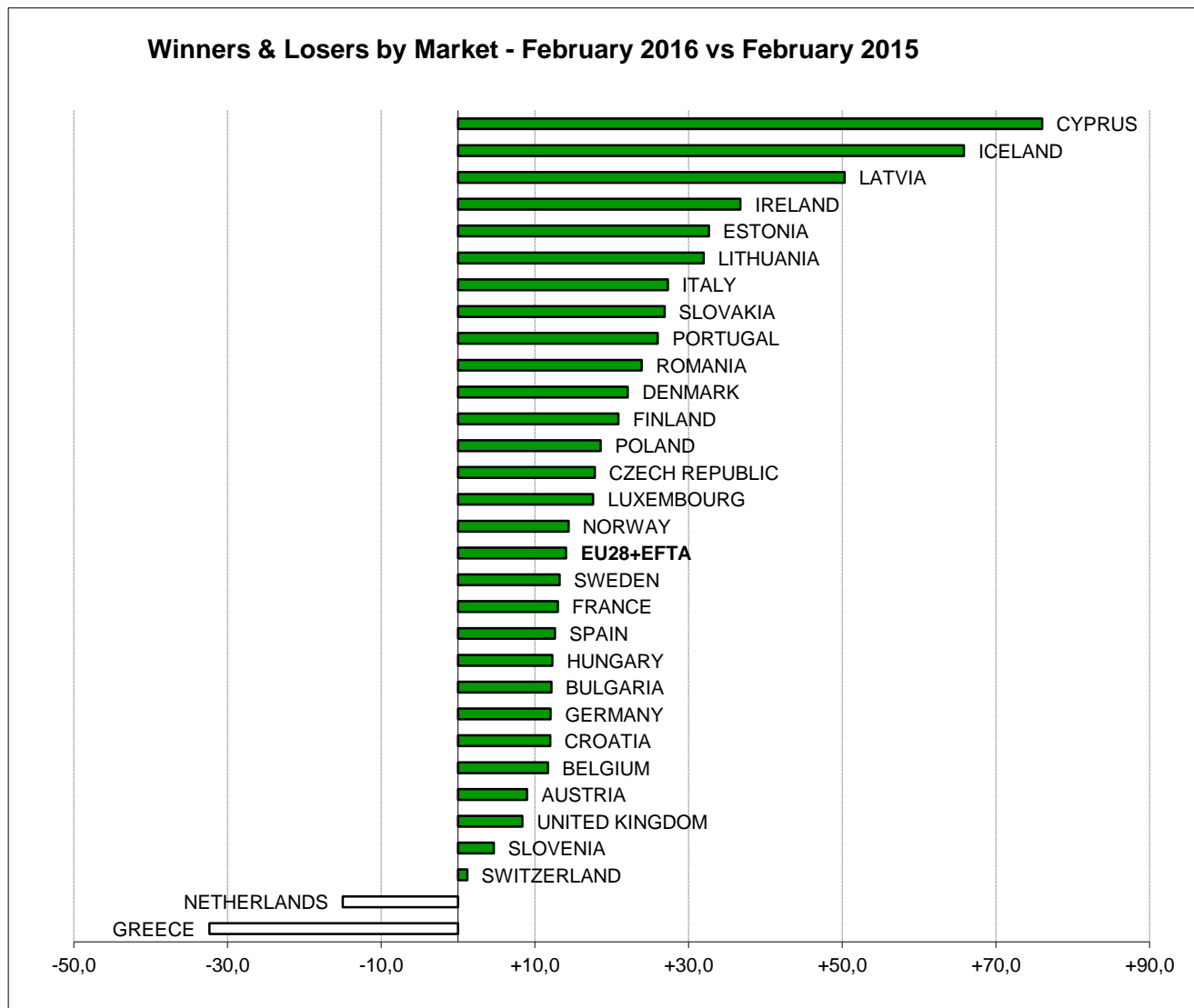




Countries	February 16/15 % Chg
CYPRUS	+76,0
ICELAND	+65,8
LATVIA	+50,3
IRELAND	+36,7
ESTONIA	+32,6
LITHUANIA	+32,0
ITALY	+27,3
SLOVAKIA	+26,9
PORTUGAL	+26,0
ROMANIA	+23,9
DENMARK	+22,1
FINLAND	+20,9
POLAND	+18,5
CZECH REPUBLIC	+17,8
LUXEMBOURG	+17,6
NORWAY	+14,4
<b>EU28 + EFTA</b>	<b>+14,0</b>
SWEDEN	+13,2
FRANCE	+13,0
SPAIN	+12,6
HUNGARY	+12,3
BULGARIA	+12,2
GERMANY	+12,0
CROATIA	+12,0
BELGIUM	+11,7
AUSTRIA	+9,0
UNITED KINGDOM	+8,4
SLOVENIA	+4,7
SWITZERLAND	+1,2
NETHERLANDS	-15,0
GREECE	-32,4

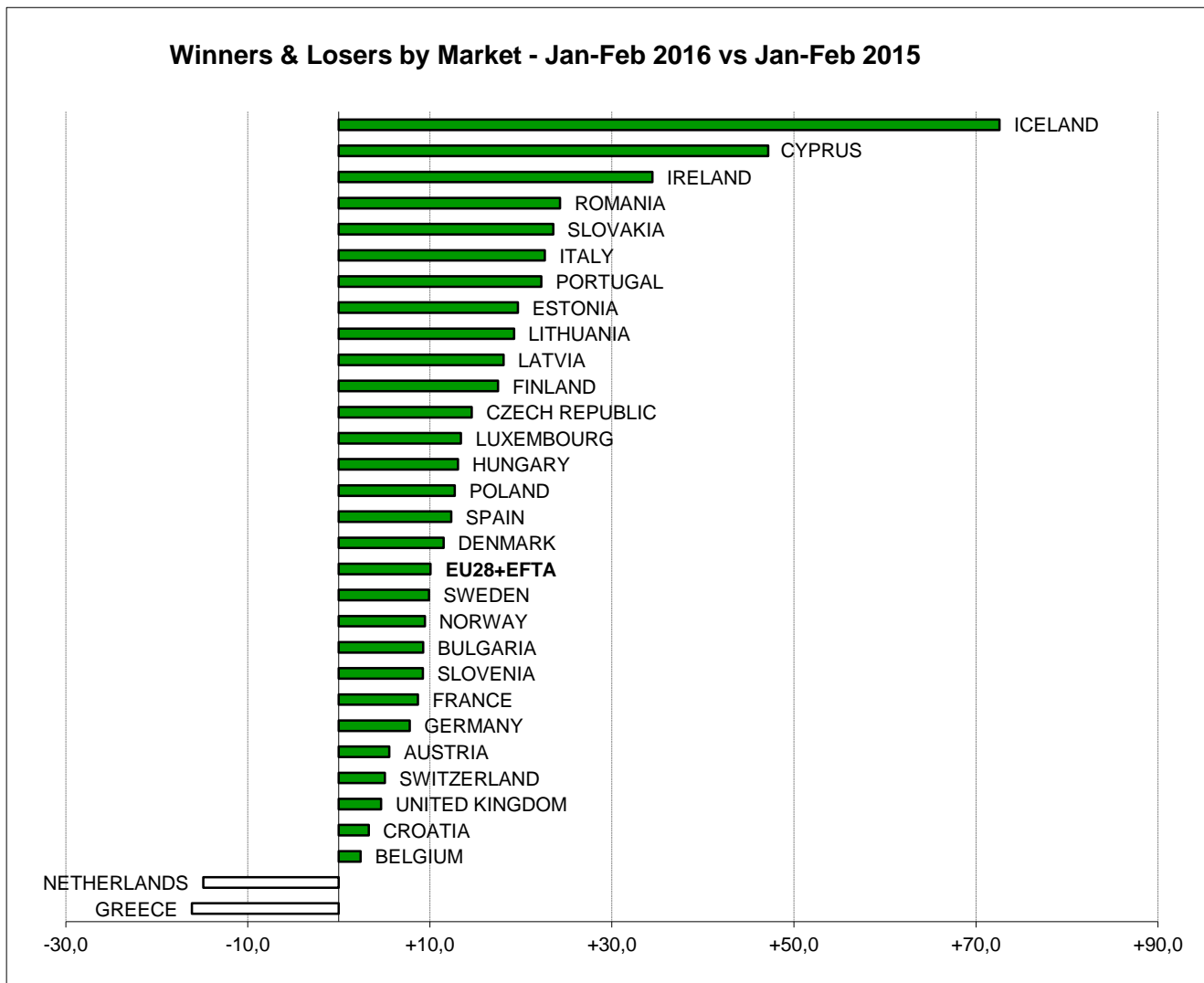
(\*) data for Malta currently not available.  
 Fonte: ACEA





Countries	Jan-Feb 16/15 % Chg
ICELAND	+72,6
CYPRUS	+47,2
IRELAND	+34,5
ROMANIA	+24,3
SLOVAKIA	+23,6
ITALY	+22,6
PORTUGAL	+22,3
ESTONIA	+19,7
LITHUANIA	+19,2
LATVIA	+18,1
FINLAND	+17,5
CZECH REPUBLIC	+14,6
LUXEMBOURG	+13,4
HUNGARY	+13,1
POLAND	+12,7
SPAIN	+12,4
DENMARK	+11,5
<b>EU28+EFTA</b>	<b>+10,1</b>
SWEDEN	+9,9
NORWAY	+9,5
BULGARIA	+9,3
SLOVENIA	+9,2
FRANCE	+8,7
GERMANY	+7,8
AUSTRIA	+5,6
SWITZERLAND	+5,1
UNITED KINGDOM	+4,7
CROATIA	+3,3
BELGIUM	+2,4
NETHERLANDS	-14,9
GREECE	-16,1

Winners & Losers by Market - Jan-Feb 2016 vs Jan-Feb 2015



(\*) data for Malta currently not available.

Fonte: ACEA

# P R E S S R E L E A S E

**PRESS EMBARGO FOR ALL DATA:**

**8.00 AM (7.00 AM GMT), 16 March 2016**

## PROVISIONAL

### NEW PASSENGER CAR REGISTRATIONS BY MARKET EUROPEAN UNION

16/03/2016

	February '16	February '15	%Change 16/15	Jan - Feb '16	Jan - Feb '15	%Change 16/15
AUSTRIA	22.495	20.641	+9,0	46.514	44.068	+5,6
BELGIUM	49.707	44.504	+11,7	94.033	91.828	+2,4
BULGARIA	1.661	1.481	+12,2	3.169	2.900	+9,3
CROATIA	2.440	2.179	+12,0	4.711	4.561	+3,3
CYPRUS <sup>4</sup>	1.100	625	+76,0	2.165	1.471	+47,2
CZECH REPUBLIC	19.299	16.383	+17,8	36.799	32.110	+14,6
DENMARK	16.595	13.595	+22,1	33.031	29.620	+11,5
ESTONIA	1.622	1.223	+32,6	3.407	2.847	+19,7
FINLAND	9.656	7.990	+20,9	21.450	18.258	+17,5
FRANCE	166.728	147.584	+13,0	305.128	280.754	+8,7
GERMANY	250.146	223.254	+12,0	468.511	434.591	+7,8
GREECE	3.310	4.894	-32,4	9.010	10.742	-16,1
HUNGARY	6.625	5.902	+12,3	12.193	10.782	+13,1
IRELAND	21.576	15.778	+36,7	61.296	45.586	+34,5
ITALY	172.241	135.317	+27,3	327.963	267.428	+22,6
LATVIA	1.246	829	+50,3	2.335	1.977	+18,1
LITHUANIA	1.408	1.067	+32,0	2.968	2.489	+19,2
LUXEMBOURG	4.448	3.783	+17,6	7.925	6.988	+13,4
NETHERLANDS	28.408	33.421	-15,0	68.980	81.060	-14,9
POLAND	33.663	28.396	+18,5	65.459	58.069	+12,7
PORTUGAL	18.025	14.307	+26,0	31.967	26.147	+22,3
ROMANIA	5.099	4.116	+23,9	10.899	8.768	+24,3
SLOVAKIA	6.728	5.303	+26,9	12.201	9.875	+23,6
SLOVENIA	4.762	4.550	+4,7	10.585	9.689	+9,2
SPAIN	97.650	86.719	+12,6	173.984	154.838	+12,4
SWEDEN	26.869	23.735	+13,2	48.517	44.143	+9,9
UNITED KINGDOM	83.395	76.958	+8,4	253.073	241.814	+4,7
<b>EUROPEAN UNION<sup>1</sup></b>	<b>1.056.902</b>	<b>924.534</b>	<b>+14,3</b>	<b>2.118.273</b>	<b>1.923.403</b>	<b>+10,1</b>
<b>EU15<sup>2</sup></b>	<b>971.249</b>	<b>852.480</b>	<b>+13,9</b>	<b>1.951.382</b>	<b>1.777.865</b>	<b>+9,8</b>
<b>EU12<sup>3</sup></b>	<b>85.653</b>	<b>72.054</b>	<b>+18,9</b>	<b>166.891</b>	<b>145.538</b>	<b>+14,7</b>
<b>ICELAND</b>	<b>1.048</b>	<b>632</b>	<b>+65,8</b>	<b>2.261</b>	<b>1.310</b>	<b>+72,6</b>
<b>NORWAY</b>	<b>12.222</b>	<b>10.685</b>	<b>+14,4</b>	<b>23.213</b>	<b>21.208</b>	<b>+9,5</b>
<b>SWITZERLAND</b>	<b>22.653</b>	<b>22.388</b>	<b>+1,2</b>	<b>42.858</b>	<b>40.788</b>	<b>+5,1</b>
<b>EFTA</b>	<b>35.923</b>	<b>33.705</b>	<b>+6,6</b>	<b>68.332</b>	<b>63.306</b>	<b>+7,9</b>
<b>EU + EFTA</b>	<b>1.092.825</b>	<b>958.239</b>	<b>+14,0</b>	<b>2.186.605</b>	<b>1.986.709</b>	<b>+10,1</b>
<b>EU15 + EFTA</b>	<b>1.007.172</b>	<b>886.185</b>	<b>+13,7</b>	<b>2.019.714</b>	<b>1.841.171</b>	<b>+9,7</b>

SOURCE: NATIONAL AUTOMOBILE MANUFACTURERS' ASSOCIATIONS

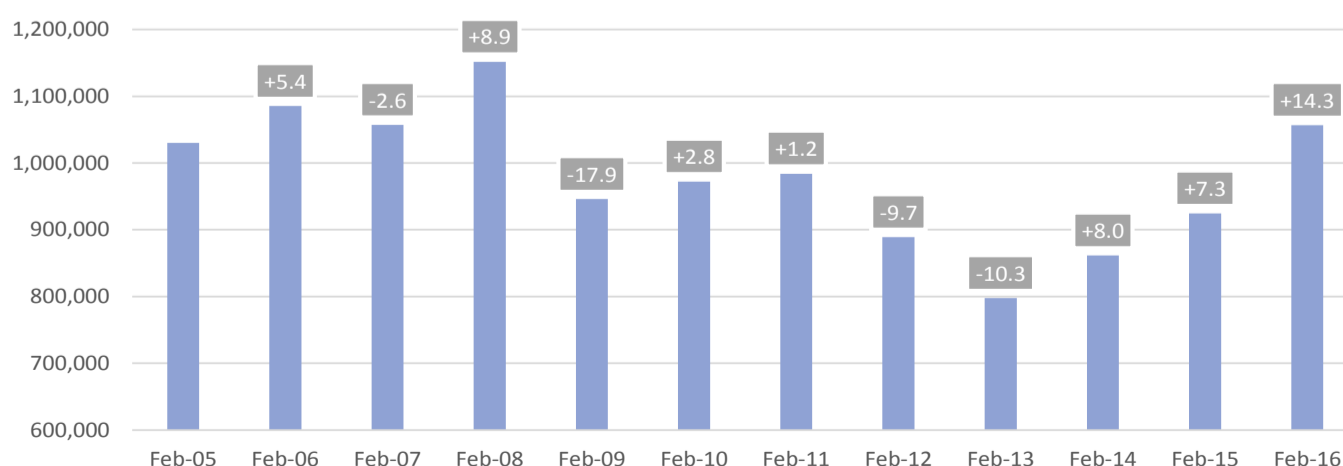
<sup>1</sup> Data for Malta n.a.

<sup>2</sup> Member States before the 2004 enlargement

<sup>3</sup> Member States having joined the EU since 2004

<sup>4</sup> ACEA estimation

New passenger car registrations in the EU - month trend | 2005-2016



For further information, please contact: Ms Francesca Piazza - Statistics Manager - E-mail: fp@acea.be - Tel. (32) 2 738 73 55

**Next press release: Friday 15 April 2016**

This information is available on the ACEA website: <http://www.acea.be>

# PRESS RELEASE

## PROVISIONAL

### NEW PASSENGER CAR REGISTRATIONS BY MANUFACTURER

#### EUROPEAN UNION (EU)

16/03/2016

	February					January - February				
	%Share <sup>1</sup>		Units	Units	%Change	%Share <sup>1</sup>		Units	Units	%Change
	'16	'15	'16	'15	16/15	'16	'15	'16	'15	16/15
<b>VW Group</b>	<b>23,9</b>	<b>25,3</b>	<b>252.629</b>	<b>233.812</b>	<b>+8,0</b>	<b>24,1</b>	<b>25,4</b>	<b>510.583</b>	<b>488.711</b>	<b>+4,5</b>
VOLKSWAGEN	11,4	12,4	120.185	115.075	+4,4	11,5	12,7	244.657	244.061	+0,2
AUDI	5,3	5,2	56.080	47.874	+17,1	5,5	5,3	117.137	101.447	+15,5
SKODA	4,5	4,4	47.375	41.038	+15,4	4,4	4,4	92.737	83.940	+10,5
SEAT	2,3	2,8	24.684	25.798	-4,3	2,2	2,6	46.789	50.053	-6,5
PORSCHE	0,4	0,4	4.118	3.894	+5,8	0,4	0,5	8.841	8.835	+0,1
OTHERS <sup>2</sup>	0,0	0,0	187	133	+40,6	0,0	0,0	422	375	+12,5
<b>PSA Group</b>	<b>11,3</b>	<b>11,4</b>	<b>119.510</b>	<b>105.581</b>	<b>+13,2</b>	<b>10,9</b>	<b>11,1</b>	<b>231.888</b>	<b>213.657</b>	<b>+8,5</b>
PEUGEOT	6,6	6,6	69.767	61.095	+14,2	6,3	6,4	134.439	123.672	+8,7
CITROEN	4,2	4,3	44.596	39.738	+12,2	4,1	4,2	86.794	79.972	+8,5
DS	0,5	0,5	5.147	4.748	+8,4	0,5	0,5	10.655	10.013	+6,4
<b>RENAULT Group</b>	<b>9,9</b>	<b>10,3</b>	<b>104.923</b>	<b>95.287</b>	<b>+10,1</b>	<b>9,5</b>	<b>9,9</b>	<b>201.013</b>	<b>190.700</b>	<b>+5,4</b>
RENAULT	7,2	7,4	75.666	68.478	+10,5	6,7	6,9	141.478	133.581	+5,9
DACIA	2,8	2,9	29.257	26.809	+9,1	2,8	3,0	59.535	57.119	+4,2
<b>FCA Group</b>	<b>7,6</b>	<b>7,0</b>	<b>79.948</b>	<b>65.073</b>	<b>+22,9</b>	<b>7,2</b>	<b>6,6</b>	<b>151.694</b>	<b>127.754</b>	<b>+18,7</b>
FIAT	5,7	5,2	60.070	48.211	+24,6	5,4	5,0	113.589	95.268	+19,2
JEEP	0,7	0,7	7.669	6.094	+25,8	0,7	0,6	15.292	11.767	+30,0
LANCIA/CHRYSLER	0,7	0,6	6.885	5.886	+17,0	0,6	0,6	12.574	11.449	+9,8
ALFA ROMEO	0,5	0,5	5.012	4.591	+9,2	0,4	0,4	9.525	8.524	+11,7
OTHERS <sup>3</sup>	0,0	0,0	312	291	+7,2	0,0	0,0	714	746	-4,3
<b>FORD</b>	<b>6,8</b>	<b>6,5</b>	<b>71.529</b>	<b>60.090</b>	<b>+19,0</b>	<b>7,0</b>	<b>6,7</b>	<b>147.384</b>	<b>128.073</b>	<b>+15,1</b>
<b>OPEL Group</b>	<b>6,6</b>	<b>6,4</b>	<b>69.956</b>	<b>59.231</b>	<b>+18,1</b>	<b>6,6</b>	<b>6,4</b>	<b>140.751</b>	<b>122.162</b>	<b>+15,2</b>
OPEL/VAUXHALL	6,6	6,4	69.956	58.957	+18,7	6,6	6,3	140.588	121.545	+15,7
CHEVROLET	0,0	0,0	0	228	-100,0	0,0	0,0	121	519	-76,7
Other GM	0,0	0,0	0	46	-100,0	0,0	0,0	42	98	-57,1
<b>BMW Group</b>	<b>6,1</b>	<b>6,1</b>	<b>64.537</b>	<b>56.670</b>	<b>+13,9</b>	<b>6,0</b>	<b>6,1</b>	<b>127.429</b>	<b>117.216</b>	<b>+8,7</b>
BMW	5,0	5,0	53.238	46.414	+14,7	5,0	5,0	105.310	96.040	+9,7
MINI	1,1	1,1	11.299	10.256	+10,2	1,0	1,1	22.119	21.176	+4,5
<b>DAIMLER</b>	<b>5,7</b>	<b>5,4</b>	<b>60.562</b>	<b>49.842</b>	<b>+21,5</b>	<b>5,7</b>	<b>5,5</b>	<b>121.624</b>	<b>106.132</b>	<b>+14,6</b>
MERCEDES	5,0	4,6	52.449	42.841	+22,4	5,0	4,8	106.812	92.724	+15,2
SMART	0,8	0,8	8.113	7.001	+15,9	0,7	0,7	14.812	13.408	+10,5
<b>TOYOTA Group</b>	<b>4,2</b>	<b>4,3</b>	<b>44.769</b>	<b>40.147</b>	<b>+11,5</b>	<b>4,4</b>	<b>4,6</b>	<b>93.337</b>	<b>89.081</b>	<b>+4,8</b>
TOYOTA	4,0	4,2	42.503	38.459	+10,5	4,1	4,4	87.564	84.273	+3,9
LEXUS	0,2	0,2	2.266	1.688	+34,2	0,3	0,2	5.773	4.808	+20,1
<b>NISSAN</b>	<b>3,6</b>	<b>4,1</b>	<b>38.446</b>	<b>37.917</b>	<b>+1,4</b>	<b>3,7</b>	<b>4,2</b>	<b>79.172</b>	<b>80.595</b>	<b>-1,8</b>
<b>HYUNDAI</b>	<b>3,2</b>	<b>3,2</b>	<b>34.293</b>	<b>29.917</b>	<b>+14,6</b>	<b>3,3</b>	<b>3,2</b>	<b>69.567</b>	<b>62.244</b>	<b>+11,8</b>
<b>KIA</b>	<b>2,9</b>	<b>2,7</b>	<b>30.626</b>	<b>25.139</b>	<b>+21,8</b>	<b>2,8</b>	<b>2,6</b>	<b>59.489</b>	<b>50.645</b>	<b>+17,5</b>
<b>VOLVO CAR CORP.</b>	<b>1,8</b>	<b>1,7</b>	<b>19.298</b>	<b>15.975</b>	<b>+20,8</b>	<b>1,8</b>	<b>1,8</b>	<b>37.524</b>	<b>33.922</b>	<b>+10,6</b>
<b>MAZDA</b>	<b>1,5</b>	<b>1,2</b>	<b>16.231</b>	<b>11.128</b>	<b>+45,9</b>	<b>1,7</b>	<b>1,3</b>	<b>35.034</b>	<b>24.427</b>	<b>+43,4</b>
<b>JAGUAR LAND ROVER Group</b>	<b>1,1</b>	<b>0,8</b>	<b>11.753</b>	<b>7.339</b>	<b>+60,2</b>	<b>1,3</b>	<b>0,9</b>	<b>28.273</b>	<b>18.077</b>	<b>+56,4</b>
LAND ROVER	0,9	0,7	9.082	6.401	+41,9	1,0	0,8	21.826	15.700	+39,0
JAGUAR	0,3	0,1	2.671	938	+184,8	0,3	0,1	6.447	2.377	+171,2
<b>SUZUKI</b>	<b>1,1</b>	<b>1,2</b>	<b>12.010</b>	<b>11.504</b>	<b>+4,4</b>	<b>1,2</b>	<b>1,2</b>	<b>25.462</b>	<b>22.466</b>	<b>+13,3</b>
<b>HONDA</b>	<b>1,1</b>	<b>0,8</b>	<b>11.226</b>	<b>7.561</b>	<b>+48,5</b>	<b>1,1</b>	<b>0,8</b>	<b>23.366</b>	<b>16.105</b>	<b>+45,1</b>
<b>MITSUBISHI</b>	<b>0,8</b>	<b>0,9</b>	<b>8.166</b>	<b>8.065</b>	<b>+1,3</b>	<b>0,8</b>	<b>1,0</b>	<b>16.709</b>	<b>18.283</b>	<b>-8,6</b>
<b>OTHERS-JAPANESE<sup>4</sup></b>	<b>0,2</b>	<b>0,2</b>	<b>2.368</b>	<b>2.042</b>	<b>+16,0</b>	<b>0,2</b>	<b>0,2</b>	<b>4.679</b>	<b>3.958</b>	<b>+18,2</b>

SOURCE: ACEA MEMBERS

<sup>1</sup> ACEA estimation based on total by market

<sup>2</sup> Includes Bentley, Lamborghini and Bugatti

<sup>3</sup> Includes Dodge and Maserati

<sup>4</sup> Includes Subaru and Daihatsu

# PRESS RELEASE PROVISIONAL

## NEW PASSENGER CAR REGISTRATIONS BY MANUFACTURER

### EU + EFTA Countries

16/03/2016

	February					January - February				
	%Share <sup>1</sup>		Units	Units	%Change	%Share <sup>1</sup>		Units	Units	%Change
	'16	'15	'16	'15	16/15	'16	'15	'16	'15	16/15
<b>VW Group</b>	<b>24,0</b>	<b>25,4</b>	<b>262.670</b>	<b>243.819</b>	<b>+7,7</b>	<b>24,2</b>	<b>25,5</b>	<b>529.324</b>	<b>506.933</b>	<b>+4,4</b>
VOLKSWAGEN	11,4	12,5	125.058	119.613	+4,6	11,6	12,7	253.743	253.279	+0,2
AUDI	5,3	5,2	57.753	49.766	+16,0	5,5	5,3	120.301	104.500	+15,1
SKODA	4,6	4,5	49.797	43.516	+14,4	4,4	4,4	97.228	87.994	+10,5
SEAT	2,3	2,8	25.383	26.498	-4,2	2,2	2,6	48.056	51.253	-6,2
PORSCHE	0,4	0,4	4.477	4.269	+4,9	0,4	0,5	9.540	9.491	+0,5
OTHERS <sup>2</sup>	0,0	0,0	202	157	+28,7	0,0	0,0	456	416	+9,6
<b>PSA Group</b>	<b>11,1</b>	<b>11,3</b>	<b>121.715</b>	<b>107.970</b>	<b>+12,7</b>	<b>10,8</b>	<b>11,0</b>	<b>236.113</b>	<b>218.293</b>	<b>+8,2</b>
PEUGEOT	6,5	6,5	71.131	62.362	+14,1	6,3	6,4	137.016	126.192	+8,6
CITROEN	4,1	4,2	45.309	40.692	+11,3	4,0	4,1	88.191	81.787	+7,8
DS	0,5	0,5	5.275	4.916	+7,3	0,5	0,5	10.906	10.314	+5,7
<b>RENAULT Group</b>	<b>9,8</b>	<b>10,1</b>	<b>106.652</b>	<b>96.800</b>	<b>+10,2</b>	<b>9,4</b>	<b>9,8</b>	<b>204.569</b>	<b>193.763</b>	<b>+5,6</b>
RENAULT	7,0	7,3	77.005	69.616	+10,6	6,6	6,8	144.179	135.802	+6,2
DACIA	2,7	2,8	29.647	27.184	+9,1	2,8	2,9	60.390	57.961	+4,2
<b>FCA Group</b>	<b>7,4</b>	<b>6,9</b>	<b>80.963</b>	<b>66.163</b>	<b>+22,4</b>	<b>7,0</b>	<b>6,5</b>	<b>153.645</b>	<b>129.625</b>	<b>+18,5</b>
FIAT	5,6	5,1	60.730	48.835	+24,4	5,3	4,8	114.845	96.301	+19,3
JEEP	0,7	0,7	7.871	6.354	+23,9	0,7	0,6	15.723	12.263	+28,2
LANCIA/CHRYSLER	0,6	0,6	6.890	5.945	+15,9	0,6	0,6	12.592	11.526	+9,2
ALFA ROMEO	0,5	0,5	5.090	4.688	+8,6	0,4	0,4	9.664	8.701	+11,1
OTHERS <sup>3</sup>	0,0	0,0	382	341	+12,0	0,0	0,0	821	834	-1,6
<b>FORD</b>	<b>6,7</b>	<b>6,4</b>	<b>73.440</b>	<b>61.610</b>	<b>+19,2</b>	<b>6,9</b>	<b>6,6</b>	<b>150.770</b>	<b>130.888</b>	<b>+15,2</b>
<b>OPEL Group</b>	<b>6,5</b>	<b>6,3</b>	<b>71.214</b>	<b>60.391</b>	<b>+17,9</b>	<b>6,5</b>	<b>6,3</b>	<b>142.975</b>	<b>124.428</b>	<b>+14,9</b>
OPEL/VAUXHALL	6,5	6,3	71.122	60.095	+18,3	6,5	6,2	142.701	123.767	+15,3
CHEVROLET	0,0	0,0	39	237	-83,5	0,0	0,0	169	547	-69,1
Other GM	0,0	0,0	53	59	-10,2	0,0	0,0	105	114	-7,9
<b>BMW Group</b>	<b>6,2</b>	<b>6,2</b>	<b>67.580</b>	<b>59.333</b>	<b>+13,9</b>	<b>6,1</b>	<b>6,2</b>	<b>133.647</b>	<b>122.477</b>	<b>+9,1</b>
BMW	5,1	5,1	55.931	48.671	+14,9	5,1	5,1	110.828	100.525	+10,2
MINI	1,1	1,1	11.649	10.662	+9,3	1,0	1,1	22.819	21.952	+3,9
<b>DAIMLER</b>	<b>5,8</b>	<b>5,5</b>	<b>63.019</b>	<b>52.267</b>	<b>+20,6</b>	<b>5,8</b>	<b>5,6</b>	<b>126.851</b>	<b>110.617</b>	<b>+14,7</b>
MERCEDES	5,0	4,7	54.640	45.097	+21,2	5,1	4,9	111.542	96.941	+15,1
SMART	0,8	0,7	8.379	7.170	+16,9	0,7	0,7	15.309	13.676	+11,9
<b>TOYOTA Group</b>	<b>4,3</b>	<b>4,4</b>	<b>47.197</b>	<b>42.606</b>	<b>+10,8</b>	<b>4,5</b>	<b>4,7</b>	<b>98.017</b>	<b>93.879</b>	<b>+4,4</b>
TOYOTA	4,1	4,3	44.745	40.737	+9,8	4,2	4,5	91.837	88.693	+3,5
LEXUS	0,2	0,2	2.452	1.869	+31,2	0,3	0,3	6.180	5.186	+19,2
<b>NISSAN</b>	<b>3,7</b>	<b>4,1</b>	<b>40.076</b>	<b>39.387</b>	<b>+1,7</b>	<b>3,8</b>	<b>4,2</b>	<b>82.080</b>	<b>83.590</b>	<b>-1,8</b>
<b>HYUNDAI</b>	<b>3,2</b>	<b>3,2</b>	<b>35.324</b>	<b>30.956</b>	<b>+14,1</b>	<b>3,3</b>	<b>3,2</b>	<b>71.538</b>	<b>64.086</b>	<b>+11,6</b>
<b>KIA</b>	<b>2,9</b>	<b>2,7</b>	<b>31.308</b>	<b>25.671</b>	<b>+22,0</b>	<b>2,8</b>	<b>2,6</b>	<b>60.610</b>	<b>51.667</b>	<b>+17,3</b>
<b>VOLVO CAR CORP.</b>	<b>1,9</b>	<b>1,8</b>	<b>20.580</b>	<b>16.994</b>	<b>+21,1</b>	<b>1,8</b>	<b>1,8</b>	<b>40.119</b>	<b>35.711</b>	<b>+12,3</b>
<b>MAZDA</b>	<b>1,6</b>	<b>1,3</b>	<b>17.531</b>	<b>12.126</b>	<b>+44,6</b>	<b>1,7</b>	<b>1,3</b>	<b>37.554</b>	<b>26.628</b>	<b>+41,0</b>
<b>JAGUAR LAND ROVER Group</b>	<b>1,1</b>	<b>0,8</b>	<b>12.267</b>	<b>7.728</b>	<b>+58,7</b>	<b>1,3</b>	<b>0,9</b>	<b>29.189</b>	<b>18.778</b>	<b>+55,4</b>
LAND ROVER	0,9	0,7	9.526	6.746	+41,2	1,0	0,8	22.631	16.328	+38,6
JAGUAR	0,3	0,1	2.741	982	+179,1	0,3	0,1	6.558	2.450	+167,7
<b>SUZUKI</b>	<b>1,2</b>	<b>1,3</b>	<b>12.796</b>	<b>12.235</b>	<b>+4,6</b>	<b>1,2</b>	<b>1,2</b>	<b>27.036</b>	<b>23.819</b>	<b>+13,5</b>
<b>HONDA</b>	<b>1,1</b>	<b>0,8</b>	<b>11.777</b>	<b>7.923</b>	<b>+48,6</b>	<b>1,1</b>	<b>0,8</b>	<b>24.429</b>	<b>16.768</b>	<b>+45,7</b>
<b>MITSUBISHI</b>	<b>0,8</b>	<b>0,9</b>	<b>9.015</b>	<b>8.738</b>	<b>+3,2</b>	<b>0,8</b>	<b>1,0</b>	<b>17.981</b>	<b>19.690</b>	<b>-8,7</b>
<b>OTHERS-JAPANESE<sup>4</sup></b>	<b>0,2</b>	<b>0,3</b>	<b>2.697</b>	<b>2.639</b>	<b>+2,2</b>	<b>0,2</b>	<b>0,2</b>	<b>5.253</b>	<b>4.893</b>	<b>+7,4</b>

SOURCE: ACEA MEMBERS

<sup>1</sup> ACEA estimation based on total by market

<sup>2</sup> Includes Bentley, Lamborghini and Bugatti

<sup>3</sup> Includes Dodge and Maserati

<sup>4</sup> Includes Subaru and Daihatsu

# PRESS RELEASE PROVISIONAL

## NEW PASSENGER CAR REGISTRATIONS BY MANUFACTURER

### WESTERN EUROPE (EU15 + EFTA Countries)

16/03/2016

	February					January - February				
	%Share <sup>1</sup>		Units	Units	%Change	%Share <sup>1</sup>		Units	Units	%Change
	'16	'15	'16	'15	16/15	'16	'15	'16	'15	16/15
<b>VW Group</b>	<b>23,4</b>	<b>24,8</b>	<b>236.165</b>	<b>219.689</b>	<b>+7,5</b>	<b>23,6</b>	<b>24,9</b>	<b>476.202</b>	<b>458.204</b>	<b>+3,9</b>
VOLKSWAGEN	11,6	12,6	116.800	111.786	+4,5	11,7	12,9	237.314	237.403	-0,0
AUDI	5,5	5,4	55.823	48.232	+15,7	5,8	5,5	116.345	101.357	+14,8
SKODA	3,5	3,5	35.503	30.762	+15,4	3,4	3,4	68.266	62.196	+9,8
SEAT	2,3	2,8	23.592	24.605	-4,1	2,2	2,6	44.825	47.577	-5,8
PORSCHE	0,4	0,5	4.254	4.151	+2,5	0,4	0,5	9.010	9.264	-2,7
OTHERS <sup>2</sup>	0,0	0,0	193	153	+26,1	0,0	0,0	442	407	+8,6
<b>PSA Group</b>	<b>11,6</b>	<b>11,7</b>	<b>116.437</b>	<b>103.572</b>	<b>+12,4</b>	<b>11,2</b>	<b>11,4</b>	<b>226.561</b>	<b>209.680</b>	<b>+8,1</b>
PEUGEOT	6,7	6,7	67.870	59.817	+13,5	6,5	6,6	131.222	121.282	+8,2
CITROEN	4,3	4,4	43.379	38.942	+11,4	4,2	4,3	84.590	78.278	+8,1
DS	0,5	0,5	5.188	4.813	+7,8	0,5	0,5	10.749	10.120	+6,2
<b>RENAULT Group</b>	<b>9,6</b>	<b>9,9</b>	<b>97.066</b>	<b>87.620</b>	<b>+10,8</b>	<b>9,2</b>	<b>9,6</b>	<b>186.295</b>	<b>176.412</b>	<b>+5,6</b>
RENAULT	7,2	7,4	72.619	65.869	+10,2	6,7	7,0	135.752	128.432	+5,7
DACIA	2,4	2,5	24.447	21.751	+12,4	2,5	2,6	50.543	47.980	+5,3
<b>FCA Group</b>	<b>7,8</b>	<b>7,2</b>	<b>78.290</b>	<b>63.868</b>	<b>+22,6</b>	<b>7,4</b>	<b>6,8</b>	<b>148.727</b>	<b>125.164</b>	<b>+18,8</b>
FIAT	5,8	5,3	58.742	47.068	+24,8	5,5	5,0	111.167	92.885	+19,7
JEEP	0,7	0,7	7.339	6.008	+22,2	0,7	0,6	14.794	11.577	+27,8
LANCIA/CHRYSLER	0,7	0,7	6.871	5.880	+16,9	0,6	0,6	12.548	11.419	+9,9
ALFA ROMEO	0,5	0,5	4.974	4.582	+8,6	0,5	0,5	9.429	8.474	+11,3
OTHERS <sup>3</sup>	0,0	0,0	364	330	+10,3	0,0	0,0	789	809	-2,5
<b>FORD</b>	<b>6,7</b>	<b>6,4</b>	<b>67.600</b>	<b>57.103</b>	<b>+18,4</b>	<b>6,9</b>	<b>6,7</b>	<b>139.713</b>	<b>122.504</b>	<b>+14,0</b>
<b>OPEL Group</b>	<b>6,5</b>	<b>6,3</b>	<b>65.604</b>	<b>55.534</b>	<b>+18,1</b>	<b>6,5</b>	<b>6,2</b>	<b>131.924</b>	<b>114.254</b>	<b>+15,5</b>
OPEL/VAUXHALL	6,5	6,2	65.512	55.317	+18,4	6,5	6,2	131.651	113.754	+15,7
CHEVROLET	0,0	0,0	39	160	-75,6	0,0	0,0	170	390	-56,4
Other GM	0,0	0,0	53	57	-7,0	0,0	0,0	103	110	-6,4
<b>BMW Group</b>	<b>6,5</b>	<b>6,5</b>	<b>64.977</b>	<b>57.514</b>	<b>+13,0</b>	<b>6,4</b>	<b>6,4</b>	<b>128.657</b>	<b>118.553</b>	<b>+8,5</b>
BMW	5,3	5,3	53.538	47.011	+13,9	5,3	5,3	106.263	96.902	+9,7
MINI	1,1	1,2	11.439	10.503	+8,9	1,1	1,2	22.394	21.651	+3,4
<b>DAIMLER</b>	<b>6,0</b>	<b>5,7</b>	<b>60.879</b>	<b>50.528</b>	<b>+20,5</b>	<b>6,1</b>	<b>5,8</b>	<b>122.819</b>	<b>107.480</b>	<b>+14,3</b>
MERCEDES	5,2	4,9	52.555	43.402	+21,1	5,3	5,1	107.603	93.866	+14,6
SMART	0,8	0,8	8.324	7.126	+16,8	0,8	0,7	15.216	13.614	+11,8
<b>TOYOTA Group</b>	<b>4,1</b>	<b>4,3</b>	<b>40.946</b>	<b>37.743</b>	<b>+8,5</b>	<b>4,2</b>	<b>4,5</b>	<b>85.596</b>	<b>83.370</b>	<b>+2,7</b>
TOYOTA	3,9	4,1	38.901	36.059	+7,9	4,0	4,3	80.401	78.662	+2,2
LEXUS	0,2	0,2	2.045	1.684	+21,4	0,3	0,3	5.195	4.708	+10,3
<b>NISSAN</b>	<b>3,7</b>	<b>4,1</b>	<b>37.620</b>	<b>36.564</b>	<b>+2,9</b>	<b>3,8</b>	<b>4,2</b>	<b>77.211</b>	<b>78.123</b>	<b>-1,2</b>
<b>HYUNDAI</b>	<b>3,0</b>	<b>3,1</b>	<b>30.660</b>	<b>27.225</b>	<b>+12,6</b>	<b>3,1</b>	<b>3,1</b>	<b>62.723</b>	<b>56.517</b>	<b>+11,0</b>
<b>KIA</b>	<b>2,7</b>	<b>2,5</b>	<b>27.505</b>	<b>22.216</b>	<b>+23,8</b>	<b>2,6</b>	<b>2,4</b>	<b>53.049</b>	<b>44.849</b>	<b>+18,3</b>
<b>VOLVO CAR CORP.</b>	<b>1,9</b>	<b>1,8</b>	<b>19.498</b>	<b>16.028</b>	<b>+21,6</b>	<b>1,9</b>	<b>1,8</b>	<b>38.204</b>	<b>34.059</b>	<b>+12,2</b>
<b>MAZDA</b>	<b>1,6</b>	<b>1,3</b>	<b>15.666</b>	<b>11.112</b>	<b>+41,0</b>	<b>1,7</b>	<b>1,3</b>	<b>33.802</b>	<b>24.277</b>	<b>+39,2</b>
<b>JAGUAR LAND ROVER Group</b>	<b>1,2</b>	<b>0,8</b>	<b>11.889</b>	<b>7.464</b>	<b>+59,3</b>	<b>1,4</b>	<b>1,0</b>	<b>28.418</b>	<b>18.259</b>	<b>+55,6</b>
LAND ROVER	0,9	0,7	9.217	6.509	+41,6	1,1	0,9	21.975	15.854	+38,6
JAGUAR	0,3	0,1	2.672	955	+179,8	0,3	0,1	6.443	2.405	+167,9
<b>SUZUKI</b>	<b>1,1</b>	<b>1,2</b>	<b>10.611</b>	<b>10.928</b>	<b>-2,9</b>	<b>1,1</b>	<b>1,2</b>	<b>22.922</b>	<b>21.354</b>	<b>+7,3</b>
<b>HONDA</b>	<b>1,0</b>	<b>0,8</b>	<b>10.390</b>	<b>6.959</b>	<b>+49,3</b>	<b>1,1</b>	<b>0,8</b>	<b>21.788</b>	<b>14.668</b>	<b>+48,5</b>
<b>MITSUBISHI</b>	<b>0,8</b>	<b>0,9</b>	<b>7.958</b>	<b>7.722</b>	<b>+3,1</b>	<b>0,8</b>	<b>1,0</b>	<b>16.007</b>	<b>17.711</b>	<b>-9,6</b>
<b>OTHERS-JAPANESE<sup>4</sup></b>	<b>0,2</b>	<b>0,3</b>	<b>2.325</b>	<b>2.306</b>	<b>+0,8</b>	<b>0,2</b>	<b>0,2</b>	<b>4.471</b>	<b>4.232</b>	<b>+5,6</b>

SOURCE: ACEA MEMBERS

<sup>1</sup> ACEA estimation based on total by market

<sup>2</sup> Includes Bentley, Lamborghini and Bugatti

<sup>3</sup> Includes Dodge and Maserati

<sup>4</sup> Includes Subaru and Daihatsu