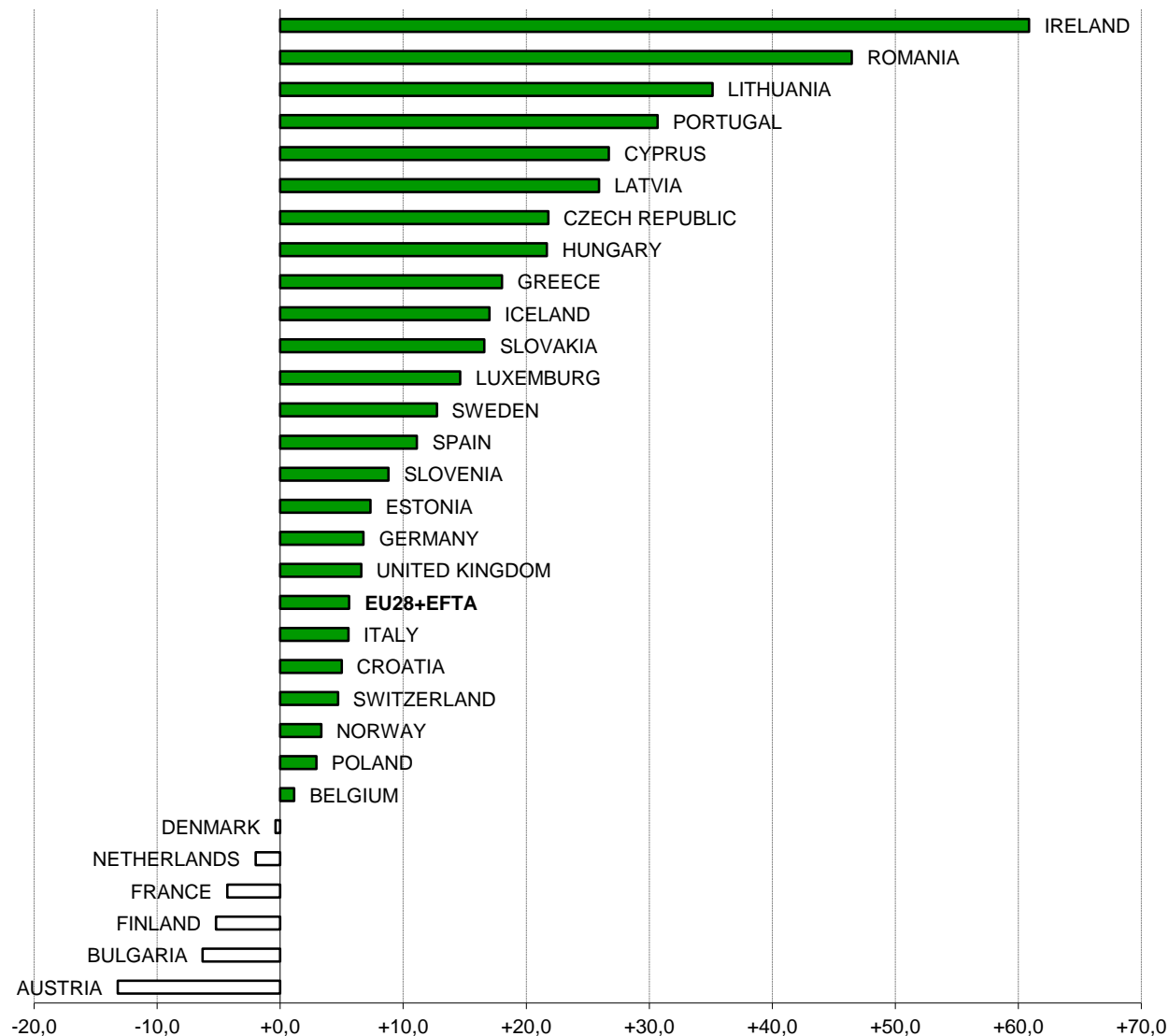




Countries	July 14/13 % Chg
IRELAND	+60,9
ROMANIA	+46,4
LITHUANIA	+35,1
PORTUGAL	+30,7
CYPRUS	+26,7
LATVIA	+25,9
CZECH REPUBLIC	+21,8
HUNGARY	+21,7
GREECE	+18,0
ICELAND	+17,0
SLOVAKIA	+16,6
LUXEMBURG	+14,6
SWEDEN	+12,7
SPAIN	+11,1
SLOVENIA	+8,8
ESTONIA	+7,3
GERMANY	+6,8
UNITED KINGDOM	+6,6
<b>EU28+EFTA</b>	<b>+5,6</b>
ITALY	+5,5
CROATIA	+5,0
SWITZERLAND	+4,7
NORWAY	+3,3
POLAND	+2,9
BELGIUM	+1,1
DENMARK	-0,4
NETHERLANDS	-2,0
FRANCE	-4,3
FINLAND	-5,2
BULGARIA	-6,3
AUSTRIA	-13,2

(\*) data for Malta currently not available.

Winners & Losers by Market - July 2014 vs July 2013

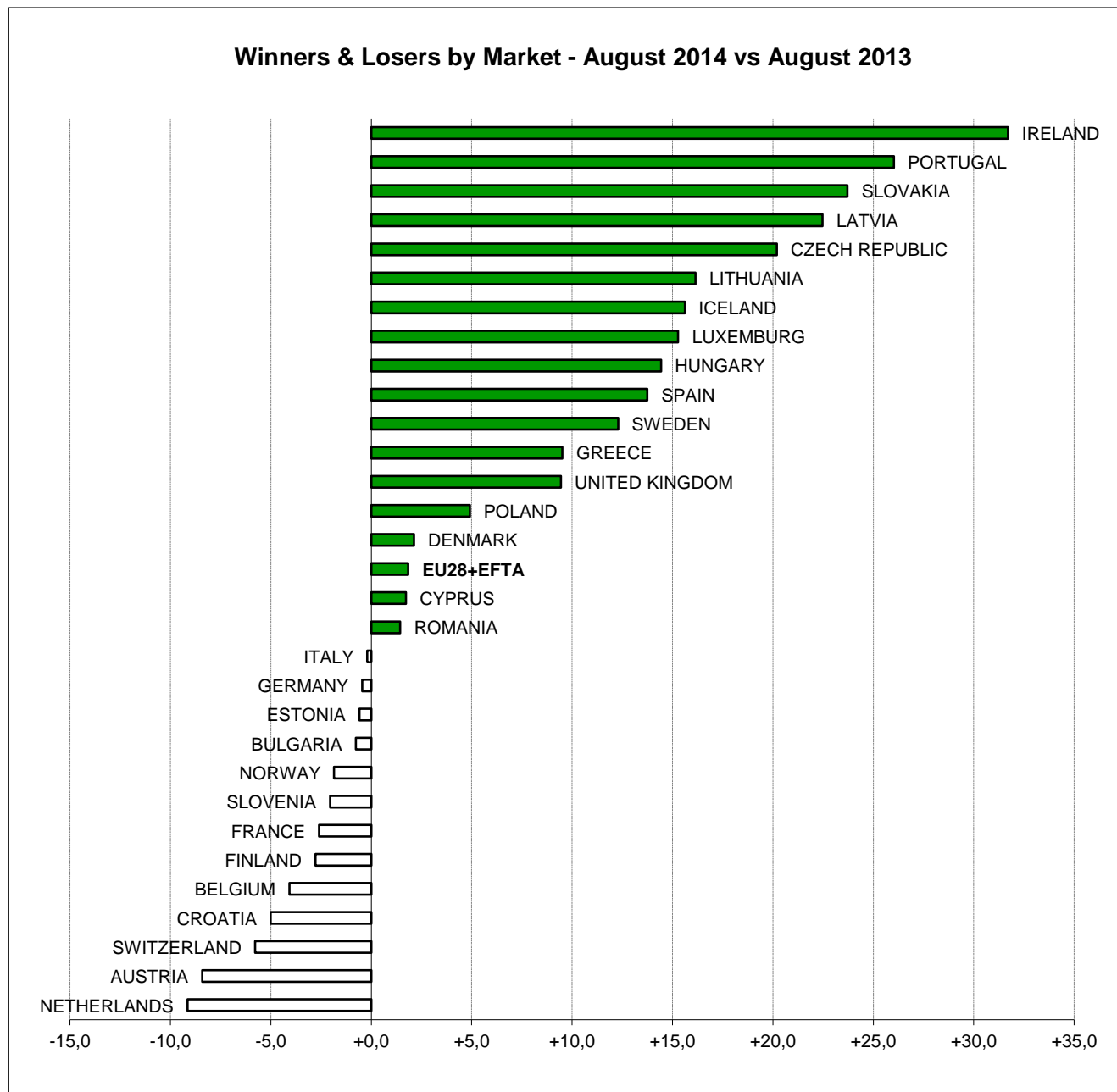




Countries	August 14/13 % Chg
IRELAND	+31,7
PORTUGAL	+26,0
SLOVAKIA	+23,7
LATVIA	+22,5
CZECH REPUBLIC	+20,2
LITHUANIA	+16,1
ICELAND	+15,6
LUXEMBURG	+15,3
HUNGARY	+14,4
SPAIN	+13,7
SWEDEN	+12,3
GREECE	+9,5
UNITED KINGDOM	+9,4
POLAND	+4,9
DENMARK	+2,1
<b>EU28+EFTA</b>	<b>+1,8</b>
CYPRUS	+1,7
ROMANIA	+1,4
ITALY	-0,2
GERMANY	-0,4
ESTONIA	-0,6
BULGARIA	-0,8
NORWAY	-1,9
SLOVENIA	-2,0
FRANCE	-2,6
FINLAND	-2,8
BELGIUM	-4,1
CROATIA	-5,0
SWITZERLAND	-5,8
AUSTRIA	-8,4
NETHERLANDS	-9,1

(\*) data for Malta currently not available.

Winners & Losers by Market - August 2014 vs August 2013

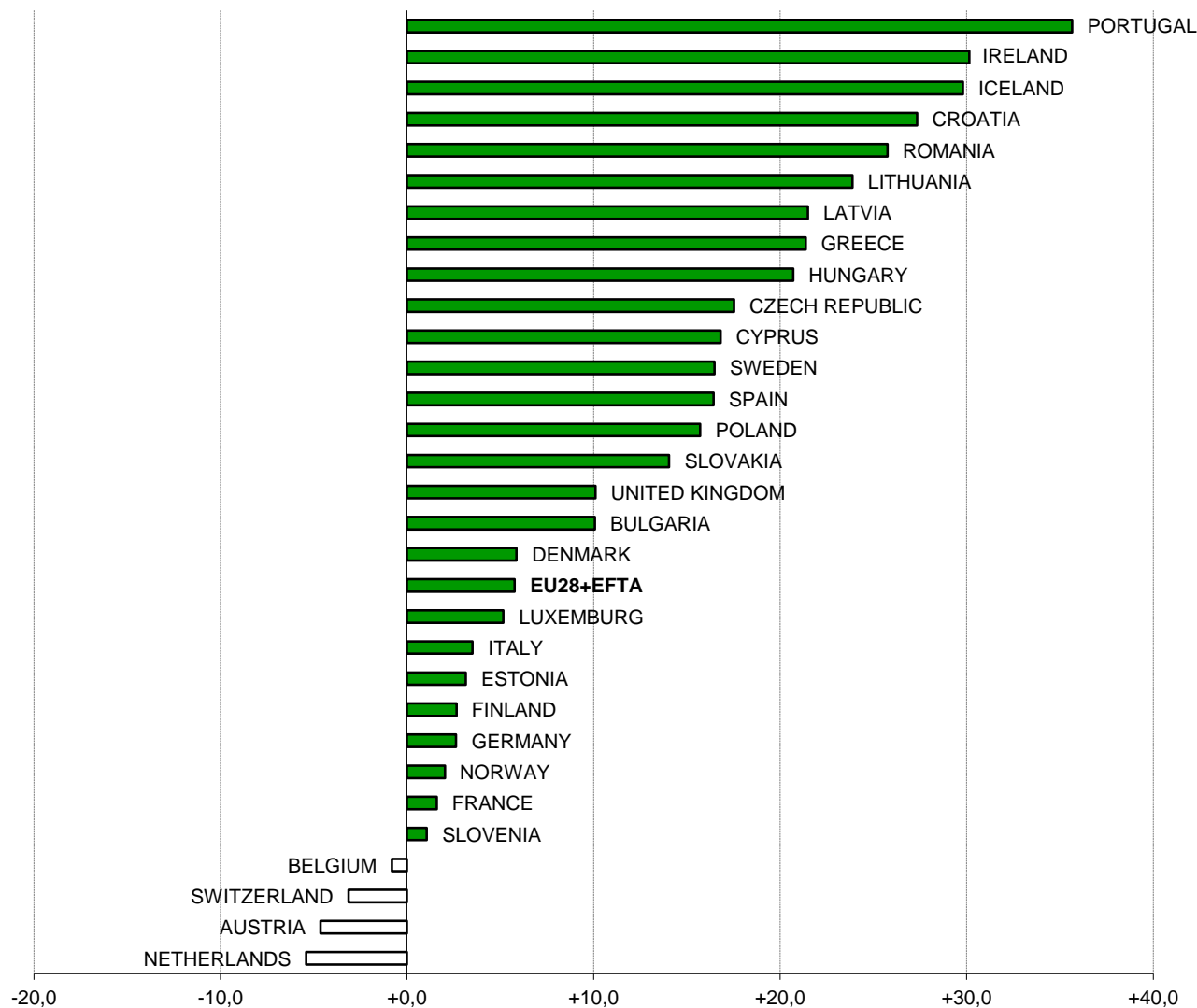




Countries	Jan-Aug 14/13 % Chg
PORTUGAL	+35,7
IRELAND	+30,1
ICELAND	+29,8
CROATIA	+27,3
ROMANIA	+25,8
LITHUANIA	+23,9
LATVIA	+21,5
GREECE	+21,4
HUNGARY	+20,7
CZECH REPUBLIC	+17,5
CYPRUS	+16,8
SWEDEN	+16,5
SPAIN	+16,4
POLAND	+15,7
SLOVAKIA	+14,1
UNITED KINGDOM	+10,1
BULGARIA	+10,1
DENMARK	+5,9
<b>EU28+EFTA</b>	<b>+5,8</b>
LUXEMBURG	+5,2
ITALY	+3,5
ESTONIA	+3,2
FINLAND	+2,7
GERMANY	+2,6
NORWAY	+2,0
FRANCE	+1,6
SLOVENIA	+1,1
BELGIUM	-0,8
SWITZERLAND	-3,1
AUSTRIA	-4,6
NETHERLANDS	-5,4

(\*) data for Malta currently not available.

### Winners & Losers by Market - Jan-Aug 2014 vs Jan-Aug 2013





ACEA  
Association des  
Constructeurs  
Européens  
d'Automobiles

# Press Release

**PRESS EMBARGO FOR ALL DATA :  
8.00 A.M.(6.00 A.M GMT), September 17, 2014**

Av. des Nerviens 85  
B-1040 Bruxelles  
Tel (32 2) 732 55 50  
Fax (32 2) 738 73 10  
(32 2) 738 73 11

## PROVISIONAL NEW PASSENGER CAR REGISTRATIONS BY MARKET EUROPEAN UNION\*

\* ACEA started reporting data (estimates) for Croatia as of January 2014.

17/9/14

	July '14	July '13	% Chg 14/13	Jan -Jul '14	Jan -Jul '13	% Chg 14/13
AUSTRIA	24.772	28.543	-13,2	191.379	199.747	-4,2
BELGIUM	35.275	34.879	+1,1	323.099	324.752	-0,5
BULGARIA	1.562	1.667	-6,3	11.894	10.638	+11,8
CROATIA*	3.385	3.224	+5,0	24.500	18.608	+31,7
CYPRUS	906	715	+26,7	5.211	4.394	+18,6
CZECH REPUBLIC	17.700	14.533	+21,8	111.758	95.351	+17,2
DENMARK	14.267	14.320	-0,4	113.067	106.292	+6,4
ESTONIA	1.901	1.771	+7,3	12.491	12.053	+3,6
FINLAND	8.016	8.457	-5,2	67.159	65.014	+3,3
FRANCE	143.759	150.218	-4,3	1.102.511	1.081.694	+1,9
GERMANY	270.249	253.146	+6,8	1.808.517	1.755.776	+3,0
GREECE	7.627	6.462	+18,0	45.096	36.826	+22,5
HUNGARY	6.129	5.037	+21,7	39.132	32.204	+21,5
IRELAND	18.723	11.639	+60,9	84.404	64.903	+30,0
ITALY	114.343	108.337	+5,5	872.202	840.659	+3,8
LATVIA	1.176	934	+25,9	7.524	6.199	+21,4
LITHUANIA	1.446	1.070	+35,1	8.831	7.077	+24,8
LUXEMBURG	4.476	3.905	+14,6	31.621	30.314	+4,3
NETHERLANDS	29.867	30.475	-2,0	229.461	241.435	-5,0
POLAND	25.566	24.835	+2,9	201.474	172.322	+16,9
PORTUGAL	14.168	10.843	+30,7	89.960	65.875	+36,6
ROMANIA	8.368	5.714	+46,4	39.593	30.263	+30,8
SLOVAKIA	6.656	5.709	+16,6	42.648	37.753	+13,0
SLOVENIA	4.601	4.229	+8,8	32.839	32.390	+1,4
SPAIN	83.365	75.027	+11,1	538.308	461.386	+16,7
SWEDEN	20.473	18.161	+12,7	172.220	147.061	+17,1
UNITED KINGDOM	172.907	162.228	+6,6	1.460.172	1.325.851	+10,1
<b>EUROPEAN UNION<sup>1</sup></b>	<b>1.041.683</b>	<b>986.078</b>	<b>+5,6</b>	<b>7.667.071</b>	<b>7.206.837</b>	<b>+6,4</b>
<b>EU15<sup>2</sup></b>	<b>962.287</b>	<b>916.640</b>	<b>+5,0</b>	<b>7.129.176</b>	<b>6.747.585</b>	<b>+5,7</b>
<b>EU13<sup>3</sup></b>	<b>79.396</b>	<b>69.438</b>	<b>+14,3</b>	<b>537.895</b>	<b>459.252</b>	<b>+17,1</b>
ICELAND	743	635	+17,0	7.121	5.439	+30,9
NORWAY	11.690	11.312	+3,3	84.075	81.956	+2,6
SWITZERLAND	27.570	26.333	+4,7	177.475	182.638	-2,8
<b>EFTA</b>	<b>40.003</b>	<b>38.280</b>	<b>+4,5</b>	<b>268.671</b>	<b>270.033</b>	<b>-0,5</b>
<b>EU28<sup>1</sup> +EFTA</b>	<b>1.081.686</b>	<b>1.024.358</b>	<b>+5,6</b>	<b>7.935.742</b>	<b>7.476.870</b>	<b>+6,1</b>
<b>EU15<sup>2</sup> +EFTA</b>	<b>1.002.290</b>	<b>954.920</b>	<b>+5,0</b>	<b>7.397.847</b>	<b>7.017.618</b>	<b>+5,4</b>

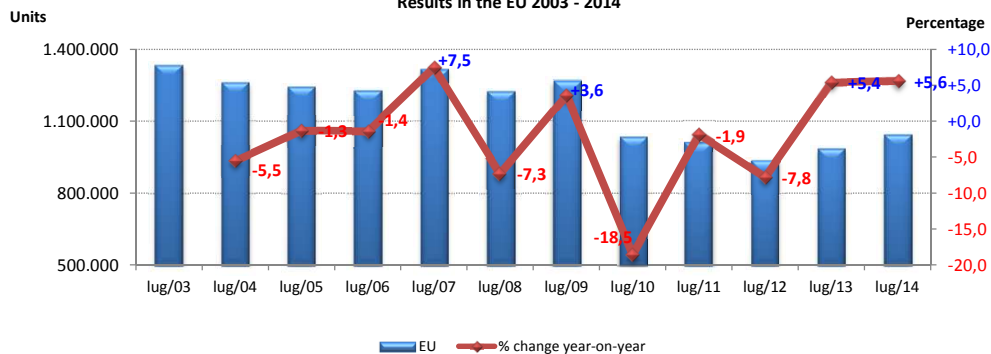
(<sup>1</sup>) EU 28; data for Malta currently not available.

(<sup>2</sup>) Member States before the 2004 enlargement

(<sup>3</sup>) Member States joining the EU since 2004; data for Malta currently not available

For further information, please contact: Ms. Cara McLaughlin - Communications Director - E-mail: cm@acea.be - Tel. (32) 2 738 73 45

**New Passenger Car Registrations in July  
Results in the EU 2003 - 2014**



**Next press release: Friday, October 17, 2014**

This information is available on the ACEA website: <http://www.acea.be>



ACEA

# Press Release

## PROVISIONAL

### NEW PASSENGER CAR REGISTRATIONS BY MANUFACTURER EUROPEAN UNION (EU)\*

17/9/14

	July					January - July				
	%Share		Units	Units	% Chg	%Share		Units	Units	% Chg
	'14	'13	'14	'13	14/13	'14	'13	'14	'13	14/13
<b>ALL BRANDS**</b>			<b>1.041.683</b>	<b>986.078</b>	<b>+5,6</b>			<b>7.667.071</b>	<b>7.206.837</b>	<b>+6,4</b>
<b>VW Group</b>	<b>26,9</b>	<b>25,3</b>	<b>279.877</b>	<b>249.462</b>	<b>+12,2</b>	<b>25,2</b>	<b>24,8</b>	<b>1.934.063</b>	<b>1.790.443</b>	<b>+8,0</b>
VOLKSWAGEN	13,0	12,7	134.910	125.697	+7,3	12,2	12,5	935.580	904.346	+3,5
AUDI	5,9	5,7	61.425	56.516	+8,7	5,6	5,6	432.582	406.328	+6,5
SEAT	2,8	2,5	28.999	24.839	+16,7	2,5	2,4	195.004	172.594	+13,0
SKODA	4,7	3,9	49.323	38.446	+28,3	4,4	3,9	338.149	279.524	+21,0
Others (1)	0,5	0,4	5.220	3.964	+31,7	0,4	0,4	32.748	27.651	+18,4
<b>PSA Group</b>	<b>10,7</b>	<b>11,4</b>	<b>110.940</b>	<b>112.773</b>	<b>-1,6</b>	<b>11,1</b>	<b>11,3</b>	<b>848.847</b>	<b>813.566</b>	<b>+4,3</b>
PEUGEOT	5,9	6,3	61.888	61.653	+0,4	6,2	6,2	473.489	444.977	+6,4
CITROEN	4,7	5,2	49.052	51.120	-4,0	4,9	5,1	375.358	368.589	+1,8
<b>RENAULT Group</b>	<b>9,6</b>	<b>9,2</b>	<b>99.728</b>	<b>90.322</b>	<b>+10,4</b>	<b>9,9</b>	<b>8,8</b>	<b>755.316</b>	<b>637.114</b>	<b>+18,6</b>
RENAULT	6,4	6,4	66.320	62.661	+5,8	6,9	6,5	529.026	467.791	+13,1
DACIA	3,2	2,8	33.408	27.661	+20,8	3,0	2,3	226.290	169.323	+33,6
<b>FORD</b>	<b>7,3</b>	<b>7,5</b>	<b>75.745</b>	<b>73.580</b>	<b>+2,9</b>	<b>7,5</b>	<b>7,5</b>	<b>574.189</b>	<b>538.426</b>	<b>+6,6</b>
<b>GM Group</b>	<b>6,9</b>	<b>8,0</b>	<b>71.972</b>	<b>79.097</b>	<b>-9,0</b>	<b>7,4</b>	<b>8,0</b>	<b>568.925</b>	<b>578.891</b>	<b>-1,7</b>
OPEL/VAUXHALL	6,8	6,6	71.020	65.370	+8,6	7,0	6,8	534.975	492.597	+8,6
CHEVROLET	0,1	1,4	952	13.692	-93,0	0,4	1,2	33.853	86.132	-60,7
GM (US)	0,0	0,0	0	35	-100,0	0,0	0,0	97	162	-40,1
<b>FIAT Group</b>	<b>6,1</b>	<b>6,2</b>	<b>63.023</b>	<b>61.150</b>	<b>+3,1</b>	<b>6,2</b>	<b>6,4</b>	<b>474.604</b>	<b>462.624</b>	<b>+2,6</b>
FIAT	4,8	4,7	49.574	46.721	+6,1	4,8	5,0	369.855	359.981	+2,7
LANCIA/CHRYSLER	0,5	0,7	5.180	6.828	-24,1	0,6	0,7	45.667	47.477	-3,8
ALFA ROMEO	0,4	0,6	4.669	5.449	-14,3	0,5	0,6	36.430	40.473	-10,0
JEEP	0,3	0,2	2.740	1.817	+50,8	0,2	0,2	17.738	12.291	+44,3
Others (2)	0,1	0,0	860	335	+156,7	0,1	0,0	4.914	2.402	+104,6
<b>BMW Group</b>	<b>6,1</b>	<b>5,9</b>	<b>63.784</b>	<b>58.295</b>	<b>+9,4</b>	<b>6,0</b>	<b>6,2</b>	<b>463.730</b>	<b>449.058</b>	<b>+3,3</b>
BMW	4,9	4,8	51.402	47.112	+9,1	5,0	5,0	383.137	361.698	+5,9
MINI	1,2	1,1	12.382	11.183	+10,7	1,1	1,2	80.593	87.360	-7,7
<b>DAIMLER</b>	<b>5,4</b>	<b>5,5</b>	<b>56.596</b>	<b>54.555</b>	<b>+3,7</b>	<b>5,3</b>	<b>5,5</b>	<b>407.514</b>	<b>398.529</b>	<b>+2,3</b>
MERCEDES	5,0	5,0	52.509	49.778	+5,5	4,9	5,0	372.867	358.405	+4,0
SMART	0,4	0,5	4.087	4.777	-14,4	0,5	0,6	34.647	40.124	-13,7
<b>TOYOTA Group</b>	<b>3,8</b>	<b>4,4</b>	<b>39.336</b>	<b>43.089</b>	<b>-8,7</b>	<b>4,2</b>	<b>4,1</b>	<b>325.682</b>	<b>297.930</b>	<b>+9,3</b>
TOYOTA	3,6	4,2	37.278	41.132	-9,4	4,0	4,0	309.686	286.126	+8,2
LEXUS	0,2	0,2	2.058	1.957	+5,2	0,2	0,2	15.996	11.804	+35,5
<b>NISSAN</b>	<b>3,6</b>	<b>3,4</b>	<b>37.459</b>	<b>33.784</b>	<b>+10,9</b>	<b>3,6</b>	<b>3,5</b>	<b>279.301</b>	<b>253.448</b>	<b>+10,2</b>
<b>HYUNDAI</b>	<b>3,3</b>	<b>3,4</b>	<b>34.723</b>	<b>33.292</b>	<b>+4,3</b>	<b>3,2</b>	<b>3,5</b>	<b>247.033</b>	<b>250.260</b>	<b>-1,3</b>
<b>KIA</b>	<b>2,7</b>	<b>2,8</b>	<b>28.380</b>	<b>27.466</b>	<b>+3,3</b>	<b>2,7</b>	<b>2,8</b>	<b>208.794</b>	<b>199.279</b>	<b>+4,8</b>
<b>VOLVO CAR CORP.</b>	<b>1,8</b>	<b>1,6</b>	<b>18.588</b>	<b>15.712</b>	<b>+18,3</b>	<b>1,7</b>	<b>1,7</b>	<b>133.269</b>	<b>119.261</b>	<b>+11,7</b>
<b>MAZDA</b>	<b>1,2</b>	<b>1,1</b>	<b>12.175</b>	<b>10.941</b>	<b>+11,3</b>	<b>1,3</b>	<b>1,1</b>	<b>97.342</b>	<b>78.992</b>	<b>+23,2</b>
<b>SUZUKI</b>	<b>1,1</b>	<b>1,1</b>	<b>11.062</b>	<b>10.366</b>	<b>+6,7</b>	<b>1,2</b>	<b>1,1</b>	<b>92.131</b>	<b>82.096</b>	<b>+12,2</b>
<b>JAGUAR LAND ROVER</b>	<b>0,9</b>	<b>0,9</b>	<b>9.637</b>	<b>8.530</b>	<b>+13,0</b>	<b>1,1</b>	<b>1,1</b>	<b>85.291</b>	<b>80.374</b>	<b>+6,1</b>
LAND ROVER	0,7	0,7	7.613	6.649	+14,5	0,9	0,9	68.021	64.217	+5,9
JAGUAR	0,2	0,2	2.024	1.881	+7,6	0,2	0,2	17.270	16.157	+6,9
<b>HONDA</b>	<b>0,8</b>	<b>0,9</b>	<b>8.572</b>	<b>9.077</b>	<b>-5,6</b>	<b>1,0</b>	<b>1,1</b>	<b>76.929</b>	<b>82.266</b>	<b>-6,5</b>
<b>MITSUBISHI</b>	<b>0,8</b>	<b>0,5</b>	<b>8.036</b>	<b>4.948</b>	<b>+62,4</b>	<b>0,6</b>	<b>0,5</b>	<b>49.149</b>	<b>37.939</b>	<b>+29,5</b>
<b>OTHER**</b>	<b>1,2</b>	<b>1,0</b>	<b>12.050</b>	<b>9.639</b>	<b>+25,0</b>	<b>0,6</b>	<b>0,8</b>	<b>44.962</b>	<b>56.341</b>	<b>-20,2</b>

(1) VW Group: VW 'other' include Bentley, Bugatti, Lamborghini, and since Aug '12 Porsche

(2) FIAT Group: FIAT 'other' include Dodge, Ferrari, Maserati

(\*) data for Malta n.a.

(\*\*) ACEA estimates

For further information, please contact:

Ms. Cara McLaughlin - Communications Director

E-mail: cm@acea.be - Tel. (32) 2 738 73 45



ACEA

# Press Release

## PROVISIONAL

### NEW PASSENGER CAR REGISTRATIONS BY MANUFACTURER

EU\* + EFTA Countries

17/9/14

	July					January - July				
	%Share		Units	Units	% Chg	%Share		Units	Units	% Chg
	'14	'13	'14	'13	14/13	'14	'13	'14	'13	14/13
<b>ALL BRANDS**</b>			<b>1.081.686</b>	<b>1.024.358</b>	<b>+5,6</b>			<b>7.935.742</b>	<b>7.476.870</b>	<b>+6,1</b>
<b>VW Group</b>	<b>27,0</b>	<b>25,4</b>	<b>292.348</b>	<b>259.790</b>	<b>+12,5</b>	<b>25,3</b>	<b>24,9</b>	<b>2.009.043</b>	<b>1.863.259</b>	<b>+7,8</b>
VOLKSWAGEN	13,1	12,7	141.193	130.429	+8,3	12,2	12,6	970.870	939.095	+3,4
AUDI	5,9	5,8	63.954	59.112	+8,2	5,7	5,7	448.468	423.460	+5,9
SEAT	2,8	2,5	29.795	25.636	+16,2	2,5	2,4	200.220	177.759	+12,6
SKODA	4,8	3,9	51.754	40.369	+28,2	4,5	3,9	354.589	293.377	+20,9
Others (1)	0,5	0,4	5.652	4.244	+33,2	0,4	0,4	34.896	29.568	+18,0
<b>PSA Group</b>	<b>10,5</b>	<b>11,3</b>	<b>114.037</b>	<b>115.707</b>	<b>-1,4</b>	<b>10,9</b>	<b>11,1</b>	<b>867.778</b>	<b>832.383</b>	<b>+4,3</b>
PEUGEOT	5,9	6,2	63.367	63.147	+0,3	6,1	6,1	483.882	455.455	+6,2
CITROEN	4,7	5,1	50.670	52.560	-3,6	4,8	5,0	383.896	376.928	+1,8
<b>RENAULT Group</b>	<b>9,4</b>	<b>9,0</b>	<b>101.325</b>	<b>92.075</b>	<b>+10,0</b>	<b>9,6</b>	<b>8,7</b>	<b>764.219</b>	<b>647.444</b>	<b>+18,0</b>
RENAULT	6,2	6,2	67.438	63.993	+5,4	6,7	6,4	535.358	475.171	+12,7
DACIA	3,1	2,7	33.887	28.082	+20,7	2,9	2,3	228.861	172.273	+32,8
<b>FORD</b>	<b>7,2</b>	<b>7,4</b>	<b>77.480</b>	<b>75.937</b>	<b>+2,0</b>	<b>7,4</b>	<b>7,4</b>	<b>586.059</b>	<b>553.541</b>	<b>+5,9</b>
<b>GM Group</b>	<b>6,8</b>	<b>7,9</b>	<b>73.462</b>	<b>80.869</b>	<b>-9,2</b>	<b>7,3</b>	<b>7,9</b>	<b>581.290</b>	<b>592.945</b>	<b>-2,0</b>
OPEL/VAUXHALL	6,7	6,5	72.347	66.751	+8,4	6,9	6,7	545.208	503.692	+8,2
CHEVROLET	0,1	1,4	1.061	14.076	-92,5	0,5	1,2	35.826	89.001	-59,7
GM (US)	0,0	0,0	54	42	+28,6	0,0	0,0	256	252	+1,6
<b>FIAT Group</b>	<b>6,0</b>	<b>6,1</b>	<b>64.657</b>	<b>62.650</b>	<b>+3,2</b>	<b>6,1</b>	<b>6,3</b>	<b>484.449</b>	<b>472.681</b>	<b>+2,5</b>
FIAT	4,7	4,6	50.418	47.587	+5,9	4,7	4,9	375.260	366.387	+2,4
LANCIA/CHRYSLER	0,5	0,7	5.248	6.922	-24,2	0,6	0,6	46.140	48.079	-4,0
ALFA ROMEO	0,5	0,6	4.911	5.669	-13,4	0,5	0,6	37.794	41.909	-9,8
JEEP	0,3	0,2	3.070	2.073	+48,1	0,2	0,2	19.448	13.443	+44,7
Others (2)	0,1	0,0	1.010	399	+153,1	0,1	0,0	5.807	2.863	+102,8
<b>BMW Group</b>	<b>6,2</b>	<b>6,0</b>	<b>66.773</b>	<b>61.032</b>	<b>+9,4</b>	<b>6,1</b>	<b>6,3</b>	<b>484.633</b>	<b>468.424</b>	<b>+3,5</b>
BMW	5,0	4,8	53.792	49.314	+9,1	5,1	5,1	401.149	377.654	+6,2
MINI	1,2	1,1	12.981	11.718	+10,8	1,1	1,2	83.484	90.770	-8,0
<b>DAIMLER</b>	<b>5,4</b>	<b>5,5</b>	<b>58.766</b>	<b>56.671</b>	<b>+3,7</b>	<b>5,3</b>	<b>5,5</b>	<b>422.680</b>	<b>413.231</b>	<b>+2,3</b>
MERCEDES	5,0	5,1	54.553	51.761	+5,4	4,9	5,0	386.962	372.120	+4,0
SMART	0,4	0,5	4.213	4.910	-14,2	0,5	0,5	35.718	41.111	-13,1
<b>TOYOTA Group</b>	<b>3,9</b>	<b>4,5</b>	<b>41.822</b>	<b>45.842</b>	<b>-8,8</b>	<b>4,3</b>	<b>4,2</b>	<b>343.749</b>	<b>317.456</b>	<b>+8,3</b>
TOYOTA	3,7	4,3	39.662	43.764	-9,4	4,1	4,1	327.003	304.991	+7,2
LEXUS	0,2	0,2	2.160	2.078	+3,9	0,2	0,2	16.746	12.465	+34,3
<b>NISSAN</b>	<b>3,6</b>	<b>3,4</b>	<b>38.810</b>	<b>35.117</b>	<b>+10,5</b>	<b>3,6</b>	<b>3,5</b>	<b>288.570</b>	<b>262.041</b>	<b>+10,1</b>
<b>HYUNDAI</b>	<b>3,3</b>	<b>3,4</b>	<b>35.988</b>	<b>34.540</b>	<b>+4,2</b>	<b>3,2</b>	<b>3,5</b>	<b>255.637</b>	<b>259.517</b>	<b>-1,5</b>
<b>KIA</b>	<b>2,7</b>	<b>2,7</b>	<b>29.156</b>	<b>28.166</b>	<b>+3,5</b>	<b>2,7</b>	<b>2,7</b>	<b>215.038</b>	<b>204.400</b>	<b>+5,2</b>
<b>VOLVO CAR CORP.</b>	<b>1,9</b>	<b>1,7</b>	<b>20.072</b>	<b>17.356</b>	<b>+15,6</b>	<b>1,8</b>	<b>1,7</b>	<b>143.146</b>	<b>130.224</b>	<b>+9,9</b>
<b>MAZDA</b>	<b>1,2</b>	<b>1,2</b>	<b>13.408</b>	<b>12.165</b>	<b>+10,2</b>	<b>1,3</b>	<b>1,2</b>	<b>105.950</b>	<b>87.230</b>	<b>+21,5</b>
<b>SUZUKI</b>	<b>1,1</b>	<b>1,1</b>	<b>11.808</b>	<b>10.973</b>	<b>+7,6</b>	<b>1,2</b>	<b>1,2</b>	<b>98.651</b>	<b>87.851</b>	<b>+12,3</b>
<b>JAGUAR LAND ROVER</b>	<b>0,9</b>	<b>0,9</b>	<b>9.924</b>	<b>8.867</b>	<b>+11,9</b>	<b>1,1</b>	<b>1,1</b>	<b>87.841</b>	<b>83.067</b>	<b>+5,7</b>
LAND ROVER	0,7	0,7	7.865	6.906	+13,9	0,9	0,9	70.230	66.279	+6,0
JAGUAR	0,2	0,2	2.059	1.961	+5,0	0,2	0,2	17.611	16.788	+4,9
<b>HONDA</b>	<b>0,8</b>	<b>0,9</b>	<b>8.955</b>	<b>9.500</b>	<b>-5,7</b>	<b>1,0</b>	<b>1,2</b>	<b>81.217</b>	<b>87.787</b>	<b>-7,5</b>
<b>MITSUBISHI</b>	<b>0,8</b>	<b>0,6</b>	<b>8.807</b>	<b>5.675</b>	<b>+55,2</b>	<b>0,7</b>	<b>0,6</b>	<b>54.549</b>	<b>44.326</b>	<b>+23,1</b>
<b>OTHER**</b>	<b>1,3</b>	<b>1,1</b>	<b>14.088</b>	<b>11.426</b>	<b>+23,3</b>	<b>0,8</b>	<b>0,9</b>	<b>61.243</b>	<b>69.063</b>	<b>-11,3</b>

(1) VW Group: VW 'other' include Bentley, Bugatti, Lamborghini, and since Aug '12 Porsche

(2) FIAT Group: FIAT 'other' include Dodge, Ferrari, Maserati

(\*) data for Malta n.a.

(\*\*) ACEA estimates

For further information, please contact:

Ms. Cara McLaughlin - Communications Director

E-mail: cm@acea.be - Tel. (32) 2 738 73 45



ACEA

# Press Release

## PROVISIONAL

### NEW PASSENGER CAR REGISTRATIONS BY MANUFACTURER WESTERN EUROPE (EU15 + EFTA Countries)

17/9/14

	July					January - July				
	%Share		Units	Units	% Chg	%Share		Units	Units	% Chg
	'14	'13	'14	'13	14/13	'14	'13	'14	'13	14/13
<b>ALL BRANDS**</b>			<b>1.002.290</b>	<b>954.920</b>	<b>+5,0</b>			<b>7.397.847</b>	<b>7.017.618</b>	<b>+5,4</b>
<b>VW Group</b>	<b>26,7</b>	<b>25,0</b>	<b>267.670</b>	<b>238.791</b>	<b>+12,1</b>	<b>24,9</b>	<b>24,6</b>	<b>1.841.556</b>	<b>1.729.089</b>	<b>+6,5</b>
VOLKSWAGEN	13,3	12,9	133.024	122.823	+8,3	12,4	12,7	915.204	890.939	+2,7
AUDI	6,2	6,0	62.329	57.546	+8,3	5,9	5,9	436.489	412.979	+5,7
SEAT	2,8	2,6	28.201	24.499	+15,1	2,6	2,5	189.588	172.306	+10,0
SKODA	3,9	3,1	38.633	29.805	+29,6	3,6	3,2	266.323	224.134	+18,8
Other(1)	0,5	0,4	5.483	4.118	+33,1	0,5	0,4	33.952	28.731	+18,2
<b>PSA Group</b>	<b>10,9</b>	<b>11,6</b>	<b>109.164</b>	<b>110.348</b>	<b>-1,1</b>	<b>11,2</b>	<b>11,4</b>	<b>829.048</b>	<b>796.561</b>	<b>+4,1</b>
PEUGEOT	6,0	6,3	60.549	59.827	+1,2	6,2	6,2	462.066	434.837	+6,3
CITROEN	4,9	5,3	48.615	50.521	-3,8	5,0	5,2	366.982	361.724	+1,5
<b>RENAULT Group</b>	<b>9,1</b>	<b>8,8</b>	<b>91.240</b>	<b>83.627</b>	<b>+9,1</b>	<b>9,5</b>	<b>8,5</b>	<b>700.384</b>	<b>597.756</b>	<b>+17,2</b>
RENAULT	6,4	6,4	63.705	60.758	+4,9	6,9	6,4	509.018	451.561	+12,7
DACIA	2,7	2,4	27.535	22.869	+20,4	2,6	2,1	191.366	146.195	+30,9
<b>FORD</b>	<b>7,2</b>	<b>7,5</b>	<b>72.237</b>	<b>71.924</b>	<b>+0,4</b>	<b>7,4</b>	<b>7,5</b>	<b>549.506</b>	<b>526.988</b>	<b>+4,3</b>
<b>GM Group</b>	<b>6,7</b>	<b>7,9</b>	<b>67.249</b>	<b>75.038</b>	<b>-10,4</b>	<b>7,3</b>	<b>7,9</b>	<b>540.746</b>	<b>554.545</b>	<b>-2,5</b>
OPEL/VAUXHALL	6,6	6,6	66.257	62.631	+5,8	6,9	6,8	509.557	477.469	+6,7
CHEVROLET	0,1	1,3	938	12.371	-92,4	0,4	1,1	30.945	76.850	-59,7
GM (US)	0,0	0,0	54	36	+50,0	0,0	0,0	244	226	+8,0
<b>FIAT Group</b>	<b>6,2</b>	<b>6,3</b>	<b>62.230</b>	<b>60.235</b>	<b>+3,3</b>	<b>6,3</b>	<b>6,5</b>	<b>468.455</b>	<b>457.044</b>	<b>+2,5</b>
FIAT	4,8	4,8	48.531	45.679	+6,2	4,9	5,0	362.952	353.844	+2,6
LANCIA/CHRYSLER	0,5	0,7	5.109	6.753	-24,3	0,6	0,7	45.321	47.243	-4,1
ALFA ROMEO	0,5	0,6	4.781	5.538	-13,7	0,5	0,6	36.847	40.718	-9,5
JEEP	0,3	0,2	2.802	1.856	+51,0	0,2	0,2	17.488	12.236	+42,9
Other (2)	0,1	0,0	1.007	409	+146,2	0,1	0,0	5.847	3.003	+94,7
<b>BMW Group</b>	<b>6,5</b>	<b>6,2</b>	<b>64.670</b>	<b>59.340</b>	<b>+9,0</b>	<b>6,3</b>	<b>6,5</b>	<b>469.472</b>	<b>456.092</b>	<b>+2,9</b>
BMW	5,2	5,0	51.847	47.756	+8,6	5,2	5,2	387.204	366.434	+5,7
MINI	1,3	1,2	12.823	11.584	+10,7	1,1	1,3	82.268	89.658	-8,2
<b>DAIMLER</b>	<b>5,7</b>	<b>5,8</b>	<b>57.260</b>	<b>55.500</b>	<b>+3,2</b>	<b>5,6</b>	<b>5,8</b>	<b>412.441</b>	<b>404.398</b>	<b>+2,0</b>
MERCEDES	5,3	5,3	53.063	50.608	+4,9	5,1	5,2	376.830	363.394	+3,7
SMART	0,4	0,5	4.197	4.892	-14,2	0,5	0,6	35.611	41.004	-13,2
<b>TOYOTA Group</b>	<b>3,7</b>	<b>4,4</b>	<b>37.540</b>	<b>41.704</b>	<b>-10,0</b>	<b>4,1</b>	<b>4,1</b>	<b>300.842</b>	<b>290.705</b>	<b>+3,5</b>
TOYOTA	3,5	4,2	35.553	39.785	-10,6	3,9	4,0	285.986	279.130	+2,5
LEXUS	0,2	0,2	1.987	1.919	+3,5	0,2	0,2	14.856	11.575	+28,3
<b>NISSAN</b>	<b>3,6</b>	<b>3,5</b>	<b>36.583</b>	<b>33.008</b>	<b>+10,8</b>	<b>3,7</b>	<b>3,5</b>	<b>273.316</b>	<b>247.541</b>	<b>+10,4</b>
HYUNDAI	3,1	3,2	31.292	30.119	+3,9	3,1	3,3	225.978	229.832	-1,7
<b>KIA</b>	<b>2,5</b>	<b>2,6</b>	<b>25.461</b>	<b>24.525</b>	<b>+3,8</b>	<b>2,6</b>	<b>2,6</b>	<b>189.650</b>	<b>179.179</b>	<b>+5,8</b>
<b>VOLVO CAR CORP.</b>	<b>1,9</b>	<b>1,8</b>	<b>19.388</b>	<b>16.743</b>	<b>+15,8</b>	<b>1,9</b>	<b>1,8</b>	<b>137.049</b>	<b>124.502</b>	<b>+10,1</b>
<b>MAZDA</b>	<b>1,2</b>	<b>1,2</b>	<b>11.989</b>	<b>11.147</b>	<b>+7,6</b>	<b>1,3</b>	<b>1,2</b>	<b>96.995</b>	<b>81.259</b>	<b>+19,4</b>
<b>SUZUKI</b>	<b>1,0</b>	<b>1,0</b>	<b>10.243</b>	<b>9.485</b>	<b>+8,0</b>	<b>1,2</b>	<b>1,1</b>	<b>87.267</b>	<b>77.337</b>	<b>+12,8</b>
<b>JAGUAR LAND ROV</b>	<b>1,0</b>	<b>0,9</b>	<b>9.731</b>	<b>8.718</b>	<b>+11,6</b>	<b>1,2</b>	<b>1,2</b>	<b>86.039</b>	<b>81.418</b>	<b>+5,7</b>
LAND ROVER	0,8	0,7	7.688	6.786	+13,3	0,9	0,9	68.686	64.894	+5,8
JAGUAR	0,2	0,2	2.043	1.932	+5,7	0,2	0,2	17.353	16.524	+5,0
<b>HONDA</b>	<b>0,8</b>	<b>0,9</b>	<b>7.980</b>	<b>8.349</b>	<b>-4,4</b>	<b>1,0</b>	<b>1,1</b>	<b>73.296</b>	<b>78.342</b>	<b>-6,4</b>
<b>MITSUBISHI</b>	<b>0,8</b>	<b>0,5</b>	<b>7.856</b>	<b>5.009</b>	<b>+56,8</b>	<b>0,7</b>	<b>0,6</b>	<b>49.124</b>	<b>40.353</b>	<b>+21,7</b>
<b>OTHER**</b>	<b>1,2</b>	<b>1,2</b>	<b>12.507</b>	<b>11.310</b>	<b>+10,6</b>	<b>0,9</b>	<b>0,9</b>	<b>66.683</b>	<b>64.677</b>	<b>+3,1</b>

(1) VW Group: VW 'other' include Bentley, Bugatti, Lamborghini, and since Aug '12 Porsche

(2) FIAT Group: FIAT 'other' include Dodge, Ferrari, Maserati

For further information, please contact:

Ms. Cara McLaughlin - Communications Director

E-mail: cm@acea.be - Tel. (32) 2 738 73 45

(\*\*) ACEA estimates



ACEA  
Association des  
Constructeurs  
Européens  
d'Automobiles

# Press Release

**PRESS EMBARGO FOR ALL DATA :  
8.00 A.M.(6.00 A.M GMT), September 17, 2014**

Av. des Nerviens 85  
B-1040 Bruxelles  
Tel (32 2) 732 55 50  
Fax (32 2) 738 73 10  
(32 2) 738 73 11

## PROVISIONAL NEW PASSENGER CAR REGISTRATIONS BY MARKET EUROPEAN UNION\*

\* ACEA started reporting data (estimates) for Croatia as of January 2014.

17/9/14

	August '14	August '13	% Chg 14/13	Jan -Aug '14	Jan -Aug '13	% Chg 14/13
AUSTRIA	21.121	23.063	-8,4	212.500	222.810	-4,6
BELGIUM	28.613	29.829	-4,1	351.712	354.581	-0,8
BULGARIA	1.689	1.702	-0,8	13.583	12.340	+10,1
CROATIA*	1.462	1.539	-5,0	25.655	20.147	+27,3
CYPRUS	529	520	+1,7	5.740	4.914	+16,8
CZECH REPUBLIC	13.937	11.595	+20,2	125.695	106.946	+17,5
DENMARK	14.604	14.300	+2,1	127.671	120.592	+5,9
ESTONIA	1.542	1.551	-0,6	14.033	13.604	+3,2
FINLAND	7.524	7.739	-2,8	74.683	72.753	+2,7
FRANCE	83.715	85.953	-2,6	1.186.226	1.167.647	+1,6
GERMANY	213.092	214.044	-0,4	2.021.609	1.969.820	+2,6
GREECE	3.693	3.372	+9,5	48.789	40.198	+21,4
HUNGARY	4.766	4.165	+14,4	43.898	36.369	+20,7
IRELAND	4.869	3.697	+31,7	89.273	68.600	+30,1
ITALY	53.191	53.295	-0,2	925.393	893.954	+3,5
LATVIA	921	752	+22,5	8.445	6.951	+21,5
LITHUANIA	964	830	+16,1	9.795	7.907	+23,9
LUXEMBURG	2.944	2.554	+15,3	34.565	32.868	+5,2
NETHERLANDS	25.722	28.309	-9,1	255.183	269.744	-5,4
POLAND	20.003	19.067	+4,9	221.477	191.389	+15,7
PORTUGAL	7.739	6.141	+26,0	97.699	72.016	+35,7
ROMANIA	6.410	6.319	+1,4	46.003	36.582	+25,8
SLOVAKIA	5.249	4.243	+23,7	47.897	41.996	+14,1
SLOVENIA	3.304	3.373	-2,0	36.143	35.763	+1,1
SPAIN	45.355	39.874	+13,7	583.663	501.260	+16,4
SWEDEN	24.274	21.616	+12,3	196.494	168.677	+16,5
UNITED KINGDOM	72.163	65.937	+9,4	1.532.335	1.391.788	+10,1
<b>EUROPEAN UNION<sup>1</sup></b>	<b>669.395</b>	<b>655.379</b>	<b>+2,1</b>	<b>8.336.159</b>	<b>7.862.216</b>	<b>+6,0</b>
<b>EU15<sup>2</sup></b>	<b>608.619</b>	<b>599.723</b>	<b>+1,5</b>	<b>7.737.795</b>	<b>7.347.308</b>	<b>+5,3</b>
<b>EU13<sup>3</sup></b>	<b>60.776</b>	<b>55.656</b>	<b>+9,2</b>	<b>598.364</b>	<b>514.908</b>	<b>+16,2</b>
ICELAND	496	429	+15,6	7.617	5.868	+29,8
NORWAY	11.444	11.660	-1,9	95.519	93.616	+2,0
SWITZERLAND	19.783	20.996	-5,8	197.258	203.634	-3,1
<b>EFTA</b>	<b>31.723</b>	<b>33.085</b>	<b>-4,1</b>	<b>300.394</b>	<b>303.118</b>	<b>-0,9</b>
<b>EU28<sup>1</sup>+EFTA</b>	<b>701.118</b>	<b>688.464</b>	<b>+1,8</b>	<b>8.636.553</b>	<b>8.165.334</b>	<b>+5,8</b>
<b>EU15<sup>2</sup>+EFTA</b>	<b>640.342</b>	<b>632.808</b>	<b>+1,2</b>	<b>8.038.189</b>	<b>7.650.426</b>	<b>+5,1</b>

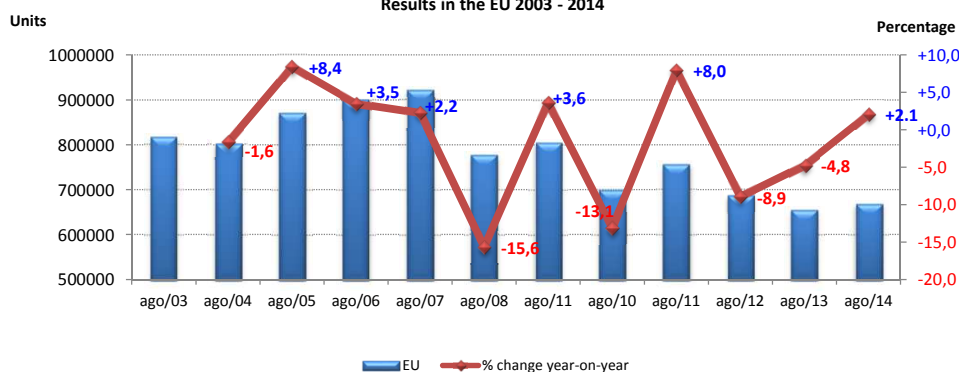
(<sup>1</sup>) EU 28; data for Malta currently not available.

(<sup>2</sup>) Member States before the 2004 enlargement

(<sup>3</sup>) Member States joining the EU since 2004; data for Malta currently not available

For further information, please contact: Ms. Cara McLaughlin - Communications Director - E-mail: cm@acea.be - Tel. (32) 2 738 73 45

### New Passenger Car Registrations in August Results in the EU 2003 - 2014



Next press release: Friday, October 17, 2014

This information is available on the ACEA website: <http://www.acea.be>





ACEA

# Press Release

## PROVISIONAL

### NEW PASSENGER CAR REGISTRATIONS BY MANUFACTURER EUROPEAN UNION (EU)\*

17/9/14

	August					January - August				
	%Share		Units	Units	% Chg	%Share		Units	Units	% Chg
	'14	'13	'14	'13	14/13	'14	'13	'14	'13	14/13
<b>ALL BRANDS**</b>			<b>669.395</b>	<b>655.379</b>	<b>+2,1</b>			<b>8.336.159</b>	<b>7.862.216</b>	<b>+6,0</b>
<b>VW Group</b>	<b>28,0</b>	<b>26,1</b>	<b>187.429</b>	<b>171.379</b>	<b>+9,4</b>	<b>25,4</b>	<b>25,0</b>	<b>2.121.492</b>	<b>1.961.822</b>	<b>+8,1</b>
VOLKSWAGEN	14,0	12,5	93.568	82.002	+14,1	12,3	12,5	1.029.148	986.348	+4,3
AUDI	5,8	6,4	38.964	42.173	-7,6	5,7	5,7	471.546	448.501	+5,1
SEAT	2,7	2,6	17.781	16.862	+5,5	2,6	2,4	212.785	189.456	+12,3
SKODA	5,1	4,3	34.355	28.331	+21,3	4,5	3,9	372.504	307.855	+21,0
Others (1)	0,4	0,3	2.761	2.011	+37,3	0,4	0,4	35.509	29.662	+19,7
<b>PSA Group</b>	<b>9,8</b>	<b>9,9</b>	<b>65.448</b>	<b>64.816</b>	<b>+1,0</b>	<b>11,0</b>	<b>11,2</b>	<b>914.265</b>	<b>878.382</b>	<b>+4,1</b>
PEUGEOT	5,6	5,6	37.202	36.494	+1,9	6,1	6,1	510.703	481.471	+6,1
CITROEN	4,2	4,3	28.246	28.322	-0,3	4,8	5,0	403.562	396.911	+1,7
<b>RENAULT Group</b>	<b>9,3</b>	<b>9,8</b>	<b>62.305</b>	<b>64.279</b>	<b>-3,1</b>	<b>9,8</b>	<b>8,9</b>	<b>817.562</b>	<b>701.393</b>	<b>+16,6</b>
RENAULT	6,1	6,6	40.594	43.139	-5,9	6,8	6,5	569.620	510.930	+11,5
DACIA	3,2	3,2	21.711	21.140	+2,7	3,0	2,4	247.942	190.463	+30,2
<b>FORD</b>	<b>7,0</b>	<b>6,1</b>	<b>47.133</b>	<b>40.160</b>	<b>+17,4</b>	<b>7,5</b>	<b>7,4</b>	<b>621.322</b>	<b>578.800</b>	<b>+7,3</b>
<b>GM Group</b>	<b>6,7</b>	<b>8,0</b>	<b>44.985</b>	<b>52.718</b>	<b>-14,7</b>	<b>7,4</b>	<b>8,0</b>	<b>612.855</b>	<b>631.609</b>	<b>-3,0</b>
OPEL/VAUXHALL	6,6	6,3	44.429	41.092	+8,1	7,0	6,8	579.422	533.689	+8,6
CHEVROLET	0,1	1,8	556	11.613	-95,2	0,4	1,2	33.347	97.745	-65,9
GM (US)	0,0	0,0	0	13	-100,0	0,0	0,0	86	175	-50,9
<b>FIAT Group</b>	<b>5,1</b>	<b>5,3</b>	<b>33.814</b>	<b>34.800</b>	<b>-2,8</b>	<b>6,1</b>	<b>6,3</b>	<b>508.418</b>	<b>497.424</b>	<b>+2,2</b>
FIAT	3,9	4,1	26.084	27.162	-4,0	4,7	4,9	395.939	387.143	+2,3
LANCIA/CHRYSLER	0,4	0,5	2.910	3.169	-8,2	0,6	0,6	48.573	50.646	-4,1
ALFA ROMEO	0,4	0,4	2.440	2.898	-15,8	0,5	0,6	38.870	43.371	-10,4
JEEP	0,3	0,2	2.024	1.380	+46,7	0,2	0,2	19.762	13.671	+44,6
Others (2)	0,1	0,0	356	191	+86,4	0,1	0,0	5.274	2.593	+103,4
<b>BMW Group</b>	<b>6,6</b>	<b>6,8</b>	<b>44.108</b>	<b>44.712</b>	<b>-1,4</b>	<b>6,1</b>	<b>6,3</b>	<b>507.838</b>	<b>493.770</b>	<b>+2,8</b>
BMW	5,4	5,7	36.321	37.297	-2,6	5,0	5,1	419.458	398.995	+5,1
MINI	1,2	1,1	7.787	7.415	+5,0	1,1	1,2	88.380	94.775	-6,7
<b>DAIMLER</b>	<b>5,6</b>	<b>6,1</b>	<b>37.790</b>	<b>39.906</b>	<b>-5,3</b>	<b>5,3</b>	<b>5,6</b>	<b>445.304</b>	<b>438.435</b>	<b>+1,6</b>
MERCEDES	5,3	5,7	35.590	37.209	-4,4	4,9	5,0	408.457	395.614	+3,2
SMART	0,3	0,4	2.200	2.697	-18,4	0,4	0,5	36.847	42.821	-14,0
<b>TOYOTA Group</b>	<b>4,1</b>	<b>4,5</b>	<b>27.750</b>	<b>29.588</b>	<b>-6,2</b>	<b>4,2</b>	<b>4,2</b>	<b>353.385</b>	<b>327.519</b>	<b>+7,9</b>
TOYOTA	4,0	4,3	26.743	28.330	-5,6	4,0	4,0	336.377	314.456	+7,0
LEXUS	0,2	0,2	1.007	1.258	-20,0	0,2	0,2	17.008	13.063	+30,2
<b>NISSAN</b>	<b>3,1</b>	<b>3,1</b>	<b>20.561</b>	<b>20.232</b>	<b>+1,6</b>	<b>3,6</b>	<b>3,5</b>	<b>299.872</b>	<b>273.680</b>	<b>+9,6</b>
<b>HYUNDAI</b>	<b>3,7</b>	<b>3,7</b>	<b>24.442</b>	<b>23.965</b>	<b>+2,0</b>	<b>3,3</b>	<b>3,5</b>	<b>271.510</b>	<b>274.225</b>	<b>-1,0</b>
<b>KIA</b>	<b>3,1</b>	<b>3,0</b>	<b>20.421</b>	<b>19.686</b>	<b>+3,7</b>	<b>2,7</b>	<b>2,8</b>	<b>229.215</b>	<b>218.965</b>	<b>+4,7</b>
<b>VOLVO CAR CORP.</b>	<b>1,7</b>	<b>1,5</b>	<b>11.219</b>	<b>9.593</b>	<b>+16,9</b>	<b>1,7</b>	<b>1,6</b>	<b>145.329</b>	<b>126.344</b>	<b>+15,0</b>
<b>MAZDA</b>	<b>1,5</b>	<b>1,3</b>	<b>9.816</b>	<b>8.556</b>	<b>+14,7</b>	<b>1,3</b>	<b>1,1</b>	<b>107.479</b>	<b>87.548</b>	<b>+22,8</b>
<b>SUZUKI</b>	<b>1,2</b>	<b>1,3</b>	<b>8.136</b>	<b>8.256</b>	<b>-1,5</b>	<b>1,2</b>	<b>1,1</b>	<b>100.552</b>	<b>90.352</b>	<b>+11,3</b>
<b>JAGUAR LAND ROVER</b>	<b>0,7</b>	<b>0,6</b>	<b>4.872</b>	<b>4.042</b>	<b>+20,5</b>	<b>1,1</b>	<b>1,1</b>	<b>90.163</b>	<b>84.416</b>	<b>+6,8</b>
LAND ROVER	0,6	0,5	4.052	3.099	+30,7	0,9	0,9	72.073	67.316	+7,1
JAGUAR	0,1	0,1	820	943	-13,0	0,2	0,2	18.090	17.100	+5,8
<b>HONDA</b>	<b>1,0</b>	<b>1,0</b>	<b>6.656</b>	<b>6.296</b>	<b>+5,7</b>	<b>1,0</b>	<b>1,1</b>	<b>83.585</b>	<b>88.562</b>	<b>-5,6</b>
<b>MITSUBISHI</b>	<b>0,9</b>	<b>0,6</b>	<b>6.198</b>	<b>3.870</b>	<b>+60,2</b>	<b>0,7</b>	<b>0,5</b>	<b>55.197</b>	<b>41.809</b>	<b>+32,0</b>
<b>OTHER**</b>	<b>0,9</b>	<b>1,3</b>	<b>6.312</b>	<b>8.525</b>	<b>-26,0</b>	<b>0,6</b>	<b>0,9</b>	<b>50.816</b>	<b>67.161</b>	<b>-24,3</b>

(1) VW Group: VW 'other' include Bentley, Bugatti, Lamborghini, and since Aug '12 Porsche

(2) FIAT Group: FIAT 'other' include Dodge, Ferrari, Maserati

(\*) data for Malta n.a.

(\*\*) ACEA estimates

For further information, please contact:

Ms. Cara McLaughlin - Communications Director

E-mail: cm@acea.be - Tel. (32) 2 738 73 45



ACEA

# Press Release PROVISIONAL

## NEW PASSENGER CAR REGISTRATIONS BY MANUFACTURER

EU\* + EFTA Countries

17/9/14

	August					January - August				
	%Share		Units	Units	% Chg	%Share		Units	Units	% Chg
	'14	'13	'14	'13	14/13	'14	'13	'14	'13	14/13
<b>ALL BRANDS**</b>			<b>701.118</b>	<b>688.464</b>	<b>+1,8</b>			<b>8.636.553</b>	<b>8.165.334</b>	<b>+5,8</b>
<b>VW Group</b>	<b>28,1</b>	<b>26,2</b>	<b>196.855</b>	<b>180.072</b>	<b>+9,3</b>	<b>25,5</b>	<b>25,0</b>	<b>2.205.898</b>	<b>2.043.331</b>	<b>+8,0</b>
VOLKSWAGEN	14,0	12,5	98.171	86.119	+14,0	12,4	12,6	1.069.041	1.025.214	+4,3
AUDI	5,8	6,4	40.904	44.267	-7,6	5,7	5,7	489.372	467.727	+4,6
SEAT	2,6	2,5	18.419	17.538	+5,0	2,5	2,4	218.639	195.297	+12,0
SKODA	5,2	4,4	36.339	29.964	+21,3	4,5	4,0	390.928	323.341	+20,9
Others (1)	0,4	0,3	3.022	2.184	+38,4	0,4	0,4	37.918	31.752	+19,4
<b>PSA Group</b>	<b>9,7</b>	<b>9,7</b>	<b>67.912</b>	<b>66.861</b>	<b>+1,6</b>	<b>10,8</b>	<b>11,0</b>	<b>935.660</b>	<b>899.244</b>	<b>+4,0</b>
PEUGEOT	5,5	5,5	38.820	37.759	+2,8	6,1	6,0	522.714	493.214	+6,0
CITROEN	4,1	4,2	29.092	29.102	-0,0	4,8	5,0	412.946	406.030	+1,7
<b>RENAULT Group</b>	<b>9,1</b>	<b>9,5</b>	<b>63.543</b>	<b>65.712</b>	<b>-3,3</b>	<b>9,6</b>	<b>8,7</b>	<b>827.497</b>	<b>712.953</b>	<b>+16,1</b>
RENAULT	5,9	6,4	41.525	44.214	-6,1	6,7	6,4	576.728	519.250	+11,1
DACIA	3,1	3,1	22.018	21.498	+2,4	2,9	2,4	250.769	193.703	+29,5
<b>FORD</b>	<b>6,9</b>	<b>6,1</b>	<b>48.628</b>	<b>42.219</b>	<b>+15,2</b>	<b>7,3</b>	<b>7,3</b>	<b>634.687</b>	<b>595.974</b>	<b>+6,5</b>
<b>GM Group</b>	<b>6,6</b>	<b>7,9</b>	<b>46.199</b>	<b>54.379</b>	<b>-15,0</b>	<b>7,3</b>	<b>7,9</b>	<b>626.667</b>	<b>647.324</b>	<b>-3,2</b>
OPEL/VAUXHALL	6,5	6,2	45.518	42.343	+7,5	6,8	6,7	590.980	546.035	+8,2
CHEVROLET	0,1	1,7	644	12.016	-94,6	0,4	1,2	35.449	101.017	-64,9
GM (US)	0,0	0,0	37	20	+85,0	0,0	0,0	238	272	-12,5
<b>BMW Group</b>	<b>6,7</b>	<b>6,9</b>	<b>46.819</b>	<b>47.205</b>	<b>-0,8</b>	<b>6,2</b>	<b>6,3</b>	<b>531.452</b>	<b>515.629</b>	<b>+3,1</b>
BMW	5,5	5,7	38.554	39.348	-2,0	5,1	5,1	439.703	417.002	+5,4
MINI	1,2	1,1	8.265	7.857	+5,2	1,1	1,2	91.749	98.627	-7,0
<b>FIAT Group</b>	<b>5,0</b>	<b>5,2</b>	<b>34.984</b>	<b>35.945</b>	<b>-2,7</b>	<b>6,0</b>	<b>6,2</b>	<b>519.433</b>	<b>508.626</b>	<b>+2,1</b>
FIAT	3,8	4,1	26.711	27.883	-4,2	4,7	4,8	401.971	394.270	+2,0
LANCIA/CHRYSLER	0,4	0,5	2.941	3.230	-8,9	0,6	0,6	49.077	51.309	-4,4
ALFA ROMEO	0,4	0,4	2.630	3.044	-13,6	0,5	0,6	40.424	44.953	-10,1
JEEP	0,3	0,2	2.255	1.553	+45,2	0,3	0,2	21.703	14.996	+44,7
Others (2)	0,1	0,0	447	235	+90,2	0,1	0,0	6.258	3.098	+102,0
<b>DAIMLER</b>	<b>5,7</b>	<b>6,0</b>	<b>39.620</b>	<b>41.639</b>	<b>-4,8</b>	<b>5,4</b>	<b>5,6</b>	<b>462.300</b>	<b>454.870</b>	<b>+1,6</b>
MERCEDES	5,3	5,6	37.361	38.859	-3,9	4,9	5,0	424.323	410.979	+3,2
SMART	0,3	0,4	2.259	2.780	-18,7	0,4	0,5	37.977	43.891	-13,5
<b>TOYOTA Group</b>	<b>4,2</b>	<b>4,7</b>	<b>29.712</b>	<b>32.449</b>	<b>-8,4</b>	<b>4,3</b>	<b>4,3</b>	<b>373.414</b>	<b>349.906</b>	<b>+6,7</b>
TOYOTA	4,1	4,5	28.616	31.060	-7,9	4,1	4,1	355.567	336.051	+5,8
LEXUS	0,2	0,2	1.096	1.389	-21,1	0,2	0,2	17.847	13.855	+28,8
<b>NISSAN</b>	<b>3,1</b>	<b>3,1</b>	<b>21.751</b>	<b>21.424</b>	<b>+1,5</b>	<b>3,6</b>	<b>3,5</b>	<b>310.157</b>	<b>283.375</b>	<b>+9,5</b>
<b>HYUNDAI</b>	<b>3,6</b>	<b>3,7</b>	<b>25.475</b>	<b>25.169</b>	<b>+1,2</b>	<b>3,3</b>	<b>3,5</b>	<b>281.147</b>	<b>284.686</b>	<b>-1,2</b>
<b>KIA</b>	<b>3,0</b>	<b>2,9</b>	<b>21.009</b>	<b>20.104</b>	<b>+4,5</b>	<b>2,7</b>	<b>2,7</b>	<b>236.047</b>	<b>224.504</b>	<b>+5,1</b>
<b>VOLVO CAR CORP.</b>	<b>1,7</b>	<b>1,5</b>	<b>12.190</b>	<b>10.604</b>	<b>+15,0</b>	<b>1,8</b>	<b>1,7</b>	<b>156.180</b>	<b>138.291</b>	<b>+12,9</b>
<b>MAZDA</b>	<b>1,5</b>	<b>1,4</b>	<b>10.817</b>	<b>9.748</b>	<b>+11,0</b>	<b>1,4</b>	<b>1,2</b>	<b>117.031</b>	<b>96.978</b>	<b>+20,7</b>
<b>SUZUKI</b>	<b>1,2</b>	<b>1,3</b>	<b>8.751</b>	<b>8.893</b>	<b>-1,6</b>	<b>1,2</b>	<b>1,2</b>	<b>107.729</b>	<b>96.744</b>	<b>+11,4</b>
<b>JAGUAR LAND ROVER</b>	<b>0,7</b>	<b>0,6</b>	<b>5.158</b>	<b>4.351</b>	<b>+18,6</b>	<b>1,1</b>	<b>1,1</b>	<b>93.000</b>	<b>87.418</b>	<b>+6,4</b>
LAND ROVER	0,6	0,5	4.293	3.328	+29,0	0,9	0,9	74.524	69.607	+7,1
JAGUAR	0,1	0,1	865	1.023	-15,4	0,2	0,2	18.476	17.811	+3,7
<b>HONDA</b>	<b>1,0</b>	<b>1,0</b>	<b>7.084</b>	<b>6.905</b>	<b>+2,6</b>	<b>1,0</b>	<b>1,2</b>	<b>88.301</b>	<b>94.692</b>	<b>-6,7</b>
<b>MITSUBISHI</b>	<b>1,0</b>	<b>0,7</b>	<b>6.816</b>	<b>4.566</b>	<b>+49,3</b>	<b>0,7</b>	<b>0,6</b>	<b>61.145</b>	<b>48.892</b>	<b>+25,1</b>
<b>OTHER**</b>	<b>1,1</b>	<b>1,5</b>	<b>7.795</b>	<b>10.219</b>	<b>-23,7</b>	<b>0,8</b>	<b>1,0</b>	<b>68.808</b>	<b>81.897</b>	<b>-16,0</b>

(1) VW Group: VW 'other' include Bentley, Bugatti, Lamborghini, and since Aug '12 Porsche

(2) FIAT Group: FIAT 'other' include Dodge, Ferrari, Maserati

(\*) data for Malta n.a.

(\*\*) ACEA estimates

For further information, please contact:

Ms. Cara McLaughlin - Communications Director

E-mail: cm@acea.be - Tel. (32) 2 738 73 45



ACEA

# Press Release

## PROVISIONAL

### NEW PASSENGER CAR REGISTRATIONS BY MANUFACTURER WESTERN EUROPE (EU15 + EFTA Countries)

17/9/14

	August					January - August				
	%Share		Units	Units	% Chg	%Share		Units	Units	% Chg
	'14	'13	'14	'13	14/13	'14	'13	'14	'13	14/13
<b>ALL BRANDS**</b>			<b>640.342</b>	<b>632.808</b>	<b>+1,2</b>			<b>8.038.189</b>	<b>7.650.426</b>	<b>+5,1</b>
<b>VW Group</b>	<b>27,9</b>	<b>26,1</b>	<b>178.434</b>	<b>164.901</b>	<b>+8,2</b>	<b>25,1</b>	<b>24,8</b>	<b>2.019.990</b>	<b>1.893.990</b>	<b>+6,7</b>
VOLKSWAGEN	14,3	12,8	91.854	80.775	+13,7	12,5	12,7	1.007.058	971.714	+3,6
AUDI	6,2	6,8	39.455	43.002	-8,2	5,9	6,0	475.944	455.981	+4,4
SEAT	2,7	2,6	17.040	16.512	+3,2	2,6	2,5	206.628	188.818	+9,4
SKODA	4,2	3,6	27.187	22.522	+20,7	3,7	3,2	293.510	246.656	+19,0
Other(1)	0,5	0,3	2.898	2.090	+38,7	0,5	0,4	36.850	30.821	+19,6
<b>PSA Group</b>	<b>10,0</b>	<b>10,0</b>	<b>64.169</b>	<b>62.992</b>	<b>+1,9</b>	<b>11,1</b>	<b>11,2</b>	<b>893.180</b>	<b>859.553</b>	<b>+3,9</b>
PEUGEOT	5,7	5,6	36.774	35.419	+3,8	6,2	6,1	498.809	470.256	+6,1
CITROEN	4,3	4,4	27.395	27.573	-0,6	4,9	5,1	394.371	389.297	+1,3
<b>RENAULT Group</b>	<b>8,8</b>	<b>9,2</b>	<b>56.189</b>	<b>58.304</b>	<b>-3,6</b>	<b>9,4</b>	<b>8,6</b>	<b>756.560</b>	<b>656.060</b>	<b>+15,3</b>
RENAULT	5,9	6,5	38.091	40.937	-7,0	6,8	6,4	547.102	492.498	+11,1
DACIA	2,8	2,7	18.098	17.367	+4,2	2,6	2,1	209.458	163.562	+28,1
<b>FORD</b>	<b>6,9</b>	<b>6,2</b>	<b>44.202</b>	<b>39.130</b>	<b>+13,0</b>	<b>7,4</b>	<b>7,4</b>	<b>593.708</b>	<b>566.118</b>	<b>+4,9</b>
<b>GM Group</b>	<b>6,5</b>	<b>7,8</b>	<b>41.905</b>	<b>49.663</b>	<b>-15,6</b>	<b>7,2</b>	<b>7,9</b>	<b>581.961</b>	<b>604.208</b>	<b>-3,7</b>
OPEL/VAUXHALL	6,4	6,2	41.279	39.275	+5,1	6,9	6,8	551.075	516.744	+6,6
CHEVROLET	0,1	1,6	589	10.369	-94,3	0,4	1,1	30.660	87.219	-64,8
GM (US)	0,0	0,0	37	19	+94,7	0,0	0,0	226	245	-7,8
<b>BMW Group</b>	<b>7,0</b>	<b>7,2</b>	<b>45.109</b>	<b>45.573</b>	<b>-1,0</b>	<b>6,4</b>	<b>6,6</b>	<b>514.581</b>	<b>501.665</b>	<b>+2,6</b>
BMW	5,8	6,0	36.980	37.931	-2,5	5,3	5,3	424.184	404.365	+4,9
MINI	1,3	1,2	8.129	7.642	+6,4	1,1	1,3	90.397	97.300	-7,1
<b>FIAT Group</b>	<b>5,2</b>	<b>5,4</b>	<b>33.119</b>	<b>34.303</b>	<b>-3,5</b>	<b>6,2</b>	<b>6,4</b>	<b>501.574</b>	<b>491.347</b>	<b>+2,1</b>
FIAT	3,9	4,2	25.239	26.675	-5,4	4,8	5,0	388.191	380.519	+2,0
LANCIA/CHRYSLER	0,4	0,5	2.844	3.087	-7,9	0,6	0,7	48.161	50.330	-4,3
ALFA ROMEO	0,4	0,5	2.543	2.944	-13,6	0,5	0,6	39.390	43.662	-9,8
JEEP	0,3	0,2	2.034	1.332	+52,7	0,2	0,2	19.522	13.568	+43,9
Other (2)	0,1	0,0	459	265	+73,2	0,1	0,0	6.310	3.268	+93,1
<b>DAIMLER</b>	<b>5,9</b>	<b>6,4</b>	<b>38.091</b>	<b>40.502</b>	<b>-6,0</b>	<b>5,6</b>	<b>5,8</b>	<b>450.532</b>	<b>444.900</b>	<b>+1,3</b>
MERCEDES	5,6	6,0	35.852	37.736	-5,0	5,1	5,2	412.682	401.130	+2,9
SMART	0,3	0,4	2.239	2.766	-19,1	0,5	0,6	37.850	43.770	-13,5
<b>TOYOTA Group</b>	<b>4,1</b>	<b>4,5</b>	<b>26.426</b>	<b>28.725</b>	<b>-8,0</b>	<b>4,1</b>	<b>4,2</b>	<b>327.267</b>	<b>319.430</b>	<b>+2,5</b>
TOYOTA	4,0	4,3	25.447	27.506	-7,5	3,9	4,0	311.431	306.636	+1,6
LEXUS	0,2	0,2	979	1.219	-19,7	0,2	0,2	15.836	12.794	+23,8
<b>NISSAN</b>	<b>3,1</b>	<b>3,1</b>	<b>19.910</b>	<b>19.803</b>	<b>+0,5</b>	<b>3,6</b>	<b>3,5</b>	<b>293.220</b>	<b>267.344</b>	<b>+9,7</b>
<b>HYUNDAI</b>	<b>3,4</b>	<b>3,5</b>	<b>21.835</b>	<b>21.844</b>	<b>-0,0</b>	<b>3,1</b>	<b>3,3</b>	<b>247.848</b>	<b>251.676</b>	<b>-1,5</b>
<b>KIA</b>	<b>2,7</b>	<b>2,7</b>	<b>17.573</b>	<b>17.139</b>	<b>+2,5</b>	<b>2,6</b>	<b>2,6</b>	<b>207.223</b>	<b>196.318</b>	<b>+5,6</b>
<b>VOLVO CAR CORP.</b>	<b>1,8</b>	<b>1,6</b>	<b>11.669</b>	<b>10.177</b>	<b>+14,7</b>	<b>1,9</b>	<b>1,7</b>	<b>149.562</b>	<b>132.569</b>	<b>+12,8</b>
<b>MAZDA</b>	<b>1,5</b>	<b>1,4</b>	<b>9.745</b>	<b>8.951</b>	<b>+8,9</b>	<b>1,3</b>	<b>1,2</b>	<b>106.967</b>	<b>90.210</b>	<b>+18,6</b>
<b>SUZUKI</b>	<b>1,2</b>	<b>1,2</b>	<b>7.416</b>	<b>7.823</b>	<b>-5,2</b>	<b>1,2</b>	<b>1,1</b>	<b>94.828</b>	<b>85.160</b>	<b>+11,4</b>
<b>JAGUAR LAND ROV</b>	<b>0,8</b>	<b>0,7</b>	<b>4.967</b>	<b>4.172</b>	<b>+19,1</b>	<b>1,1</b>	<b>1,1</b>	<b>91.006</b>	<b>85.590</b>	<b>+6,3</b>
LAND ROVER	0,6	0,5	4.120	3.176	+29,7	0,9	0,9	72.806	68.070	+7,0
JAGUAR	0,1	0,2	847	996	-15,0	0,2	0,2	18.200	17.520	+3,9
<b>HONDA</b>	<b>1,0</b>	<b>1,0</b>	<b>6.159</b>	<b>6.022</b>	<b>+2,3</b>	<b>1,0</b>	<b>1,1</b>	<b>79.455</b>	<b>84.364</b>	<b>-5,8</b>
<b>MITSUBISHI</b>	<b>0,9</b>	<b>0,6</b>	<b>6.012</b>	<b>4.042</b>	<b>+48,7</b>	<b>0,7</b>	<b>0,6</b>	<b>54.890</b>	<b>44.395</b>	<b>+23,6</b>
<b>OTHER**</b>	<b>1,2</b>	<b>1,4</b>	<b>7.412</b>	<b>8.742</b>	<b>-15,2</b>	<b>0,9</b>	<b>1,0</b>	<b>73.837</b>	<b>75.529</b>	<b>-2,2</b>

(1) VW Group: VW 'other' include Bentley, Bugatti, Lamborghini, and since Aug '12 Porsche

(2) FIAT Group: FIAT 'other' include Dodge, Ferrari, Maserati

For further information, please contact:

Ms. Cara McLaughlin - Communications Director

E-mail: cm@acea.be - Tel. (32) 2 738 73 45

(\*\*) ACEA estimates